

Grades K-1



**Evan-Moor**  
EMC 743

50

# Little Stories to take home

**Instant  
Reading  
Homework**

- Stories about school, home, holidays
- For adults to read to children
- For children to read independently



**Ebook**

# 50 Little Stories to take home

Young learners love stories—particularly stories about children or animals who have experiences that are similar to their own experiences. The stories in this book have been designed to reflect young learners' experiences at school, at home, and during special days throughout the year.

Reproduce these little stories for your students to share with their parents. Each student can build their own home library! Parents will enjoy sharing the stories with their children, and your students will be building vital reading and listening skills.

## Making the Little Books

1. Reproduce the stories.
2. Cut the pages in half and staple them together in order.
3. Send the books home with students to share and enjoy with their parents.



**Congratulations on your purchase of some of the finest teaching materials in the world.**

For information about other Evan-Moor products,  
call 1-800-777-4362 or FAX 1-800-777-4332.

Visit our Web site [www.evan-moor.com](http://www.evan-moor.com).

Check the Product Updates link for supplements,  
additions, and corrections for this book.

Author: Jill Norris  
Editor: Marilyn Evans  
Illustrator: Don Robison  
Desktop: Tina Eubanks  
Cover: Liliana Potigian

Entire contents ©1998 by EVAN-MOOR CORP. 18 Lower Ragsdale Drive, Monterey, CA 93940-5746.  
Permission is hereby granted to the individual purchaser to reproduce student materials in this book for noncommercial individual or classroom use only. Permission is not granted for schoolwide, or systemwide, reproduction of materials. Printed in U.S.A.

# Table of Contents

## At School

When the Bell Rings .....	2	The Water Table .....	20
Little Fish, Big Fish .....	4	The Guest .....	22
Up and Down .....	6	The Secret .....	24
The Chalkboard .....	8	The Library .....	26
On the Playground .....	10	Sand .....	28
Snack Time .....	12	My Computer .....	30
Painting .....	14	Our Friends—The Fire Fighters .....	33
Circle Time .....	16	Different Is OK .....	35
Sharing Time .....	18	The New Kid .....	38

## At Home

Growing .....	40	The Walk .....	67
The Puddle .....	42	My Frisbee .....	69
Hurry Up! .....	44	My Baby Brother .....	71
Good Night .....	46	The Builders .....	74
It's Time for Bed .....	48	Hiding .....	77
My Growing Team .....	50	Worms .....	79
I'm Ready to Go! .....	52	The Photographer .....	81
I Know My Colors .....	54	My Treasure .....	83
Boots .....	58	Riding My Bike .....	85
A Celebration .....	60	When Auntie Comes .....	87
Shoes .....	62	When It's Time for Bed .....	89
Camping .....	64	The Lost Tooth .....	92

## Holidays


Put It All Together .....	96	Happy Spring .....	106
What Are You Thankful For? .....	98	May Baskets .....	108
December Candles .....	100	Summer Haircuts .....	110
Martin Luther King, Jr. ....	102		
Presidents from Long Ago .....	104		

# When the Bell Rings...

1



2



We slide down.




3



We run fast.



4





We wait in line.




# Little Fish, Big Fish

1



2




swimming



3




4



# Up and Down

1



2



Now I am up.




3



Now I am down.



4



Can you see  
I'm upside down?



# The Chalkboard

1




2



Our teacher writes on the chalkboard.




3



Our helper writes on the chalkboard.



4




I write on the chalkboard, too.




# On the Playground

1




2



the swing, the bars



3



the basket, the balls



4



the kids



# Snack Time


1



**a carrot, a cookie, some juice**




2



**a marshmallow treat and grapes**



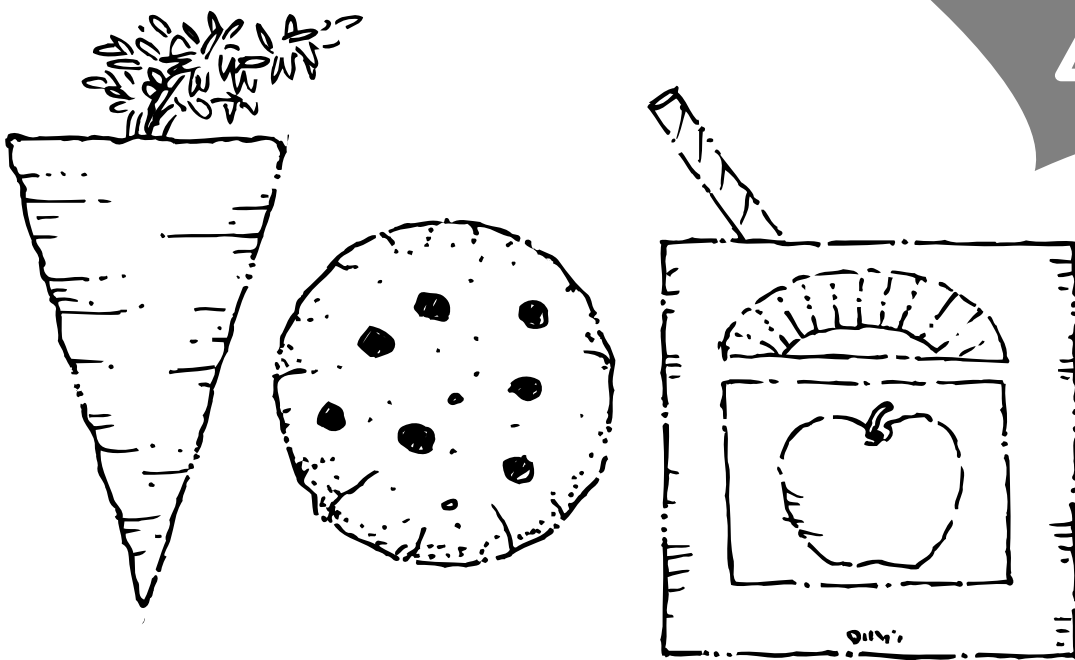
3



ants on a log or bananas



4




Snacks come in many shapes.




# Painting

1




2



First the red.



3



Then the blue.



4



Oops---How about purple?



# Circle Time

1




2



We listen. We talk.





# Sharing Time

1



Ivan  
brought  
his bear to  
share.

2



3

Sophie  
brought her  
skates to  
share.



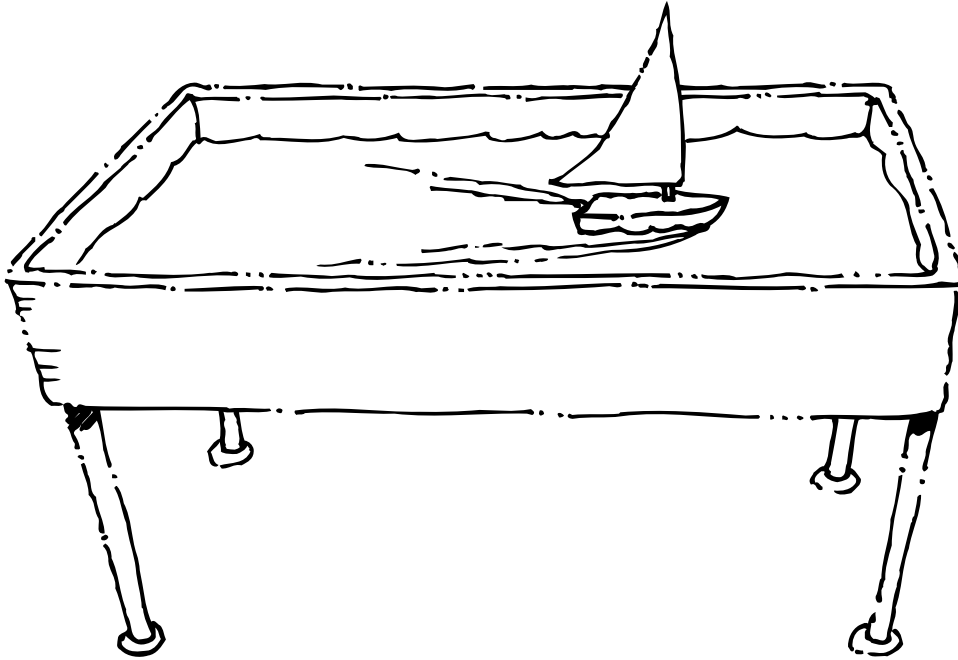
4

I brought my  
baby brother  
to share.



# The Water Table

1




2



**Dip and pour.**



3



Have some more.



4




Mop the floor.




# The Guest

1



2




Yesterday he came to school.  
He rode in Sammy's vest.





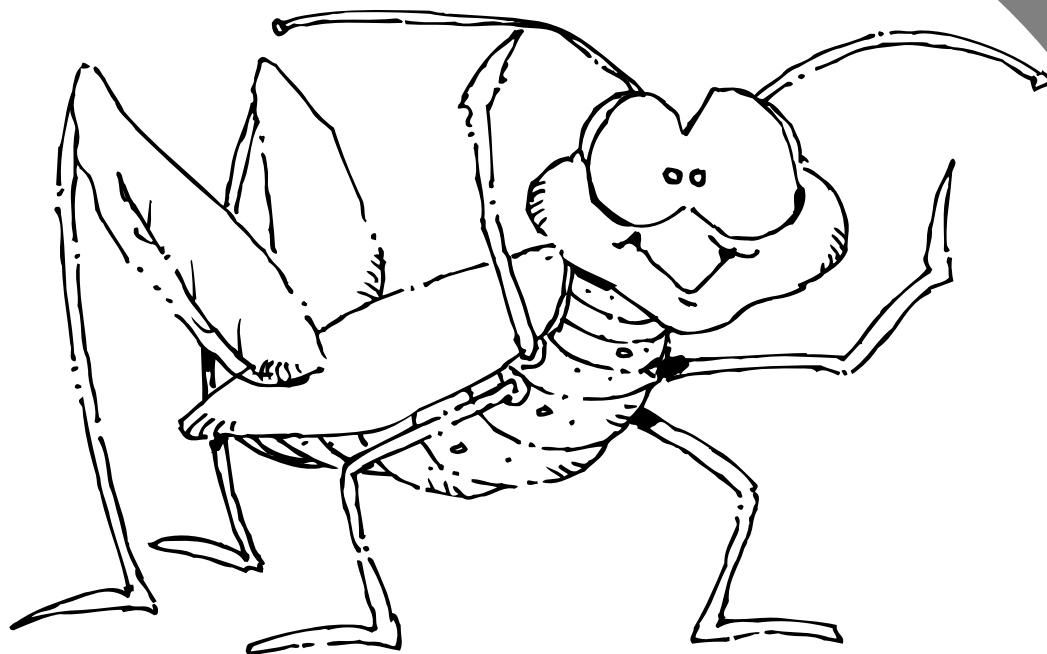
3



**He jumped into our circle.  
He did his very best.**



4




**Sammy introduced his cricket.  
What a special insect guest!**



# The Secret

1



Annie told Mike.



2



Then Mike told Sue.




3



**Sue told Scott and Peter, too..**



4



**Peter told Ray. Scott told Saul.  
It isn't very secret at all!**




# The Library

1




2



**Big books. Little books.**



3



**Thick books. Skinny books.**



4




**I love books!**



# Sand

1



2



Fill it up.


3



Sand in the pail.



4




Let's make a whale.




# My Computer

1




2



**My computer helps me draw.**




3



**My computer helps me write.**




4



**My computer helps me read.**




5



**My computer helps me learn.**



6




**Thanks, Computer.**



# Our Friends— The Fire Fighters

1



2

**See the fire trucks.  
They roar down the street.**



3



The fire fighters put the fire out.  
They help the people.  
They rescue pets.



4



They help us learn how to keep fires  
from starting in the first place.



# Different Is OK

1



I have blue eyes.  
You have brown eyes.

2



3

I have curly hair.  
Your hair is straight.



4

My skin is dark. My skin is light.



5

I like pizza.  
So do I.



6

We are the same and we  
are different and that's ok!




# The New Kid



A new kid came to school today.  
He had a red striped hat.



2




I sat beside him and ate my snack.  
He let me share his mat.






3



We played together with the blocks.  
We had a little chat.



4



I think that we'll be new best friends.  
What do you think of that?



# Growing

1



Growing taller.




2



Growing stronger.



3



**Growing smarter.**



4



**Growing longer.**



# The Puddle

1




2



Raindrops splash in the puddle.



3



**Puppies splash in the puddle.**



4



**I splash in the puddle, too!**




**Hurry Up!**

1



2



**Hurry up. It's time to go.**



3



**Hurry up. It's time to go.**



4



**Hurry up! It's time to go!**



# Good Night

1



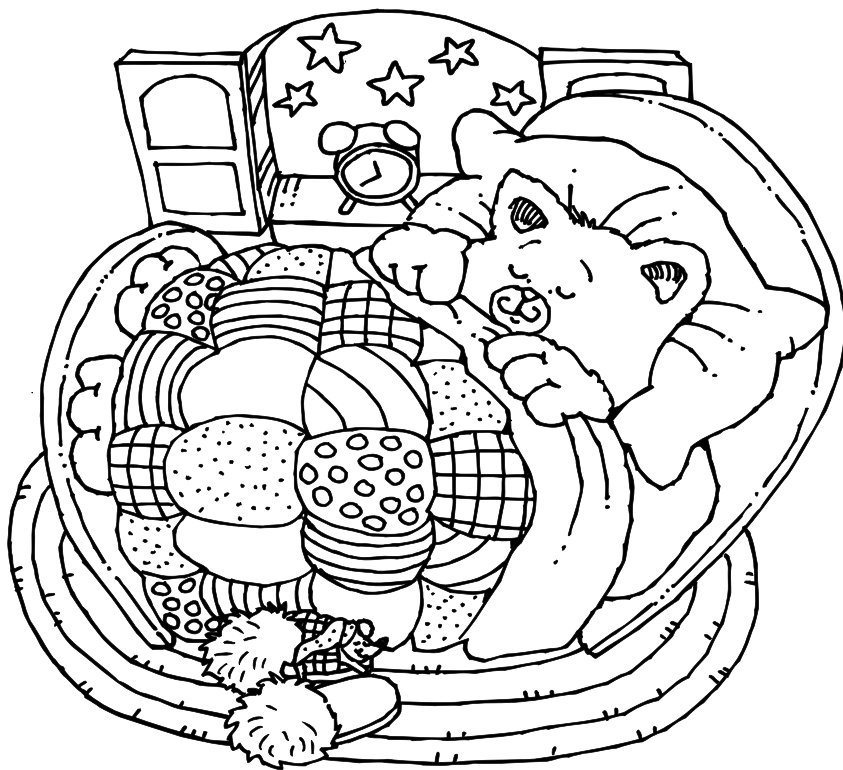
2



Little bird, it's time for bed.








3

**Little kitty, it's time for bed.**



4

**Little girl, it's time for bed.**



# It's Time for Bed


1



Brush your teeth.




2



It's time for bed. Get on your pjs.



3



It's time for bed. Let's read a story.



4



It's time for bed. Turn off the light.




# My Growing Team



1




My doctor helps me grow.



2


3



**My dentist helps me grow.**



4



**My teacher helps me grow.**



**I'm Ready To Go!**

1



**I can zip zippers.**




2



**I can button buttons.**



3



I can buckle buckles.



4



I can snap snaps.



# I Know My Colors

1




2





3



4



5



**Green**




6



**Orange**

7



Purple



8




Colors all around.



# Boots


1



Red boots, yellow boots,  
blue boots, too.



2




Which new boots belong to you?



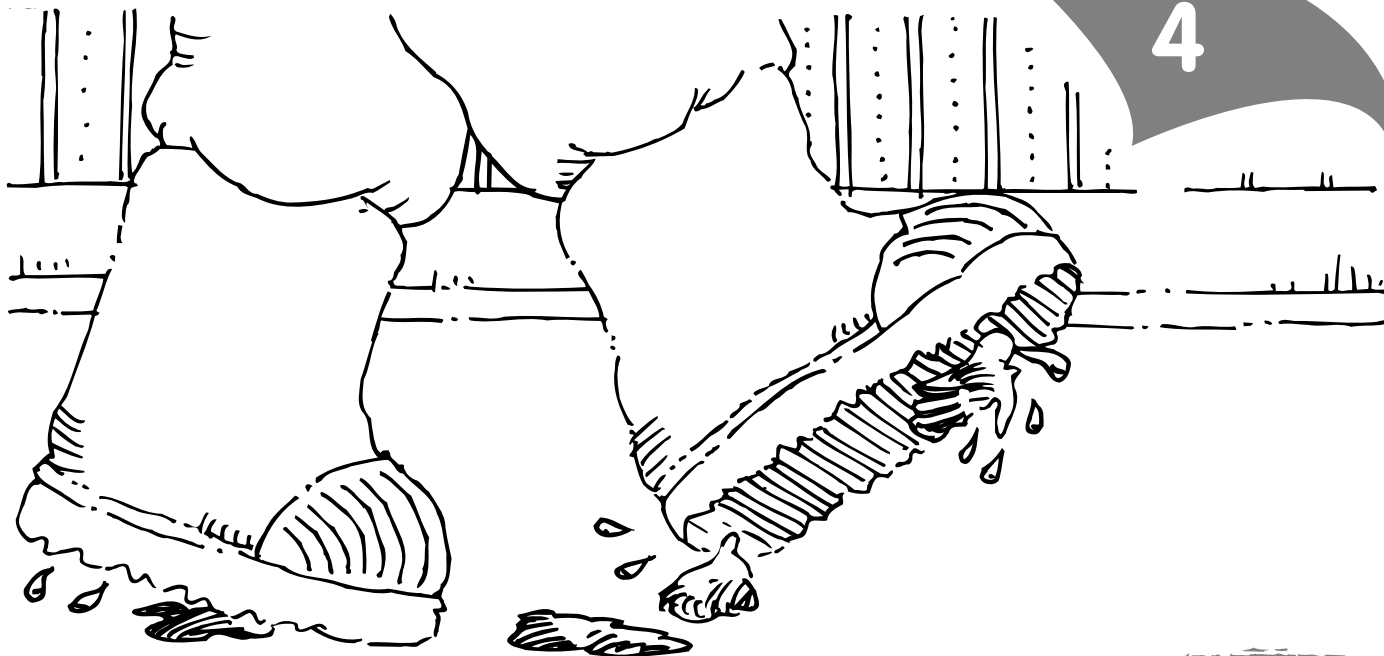
3



**Tall boots, short boots, narrow  
and wide.**



4



**Please don't wear your boots inside!**




# A Celebration

1



2



**Sticks and mud and grass.  
A robin's nest—first class.**


3



**Three tiny sky blue eggs  
Tucked underneath her legs.**



4



**Mother Robin sits and waits.  
Then, of course, she celebrates.**



# Shoes

1



**Sister wears dancing shoes.**



2



**Grandpa wears running shoes.**





3



Mama wears dress-up shoes



4




and so do I!



# Camping


1



In a sleeping bag



2



In a tent



3



**At the campground**




4



**In the forest**






On a mountain



I'm camping.

# The Walk

1




2

**Along the sidewalk  
There's a lot to see.  
Won't you please come and  
Take a walk with me.**



3




4

**Along the sidewalk  
There's a lot to see.  
I'm so glad that you  
Took a walk with me.**



# My Frisbee

1




2

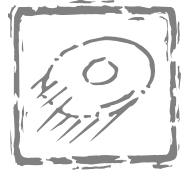


**Throw it high.  
Throw it low.  
Watch it spin.  
See it go.**

3



Catch it high.  
Catch it low.  
Watch it spin.  
See it go.



4



Playing frisbee with my friends—  
Summer fun that never ends.






# My Baby Brother

1




2

**Kicking feet**  
**Tiny toes**




3



**Waving fists**  
**Baby nose**



4



**Soft pink cheeks**  
**Round black eyes**



5



First he coos.  
Then he cries.



6




Meet my baby brother.



# The Builders


1



The builders dug a giant hole.




2



They made a wall of boards around the hole.




3



**They filled the wall with cement.**




4



**They hammered new boards into the shape.**




5



They put in windows and added a roof.



6




They built a new house for me.




# Hiding

1



2



Mommy's looking for me.  
Where am I hiding?




3



**Brother's looking for me.  
Where am I hiding?**



4




**Snickers is looking for me.  
Where am I hiding?**





# Worms

1



2




3



**In my hand  
You twist and turn  
Wiggling to be free.**



4



**Squirm, Little Worm, squirm.**



# The Photographer

1



Stand up straight.



2



Look this way.



3



**Move to the left.  
Now to the right.**



4




**I like that great big smile.**





# My Treasure

1



2






Would you like to see it?  
I can show you if you like.



My treasure—it's a rock.  
Isn't it a pretty sight?

# Riding My Bike

1



2



Just start me off with a little push.  
You needn't have any fear.



3



- I learned to make the pedals work.
- I turn the handlebars to steer.



4




**I can ride all by myself!**





# When Auntie Comes

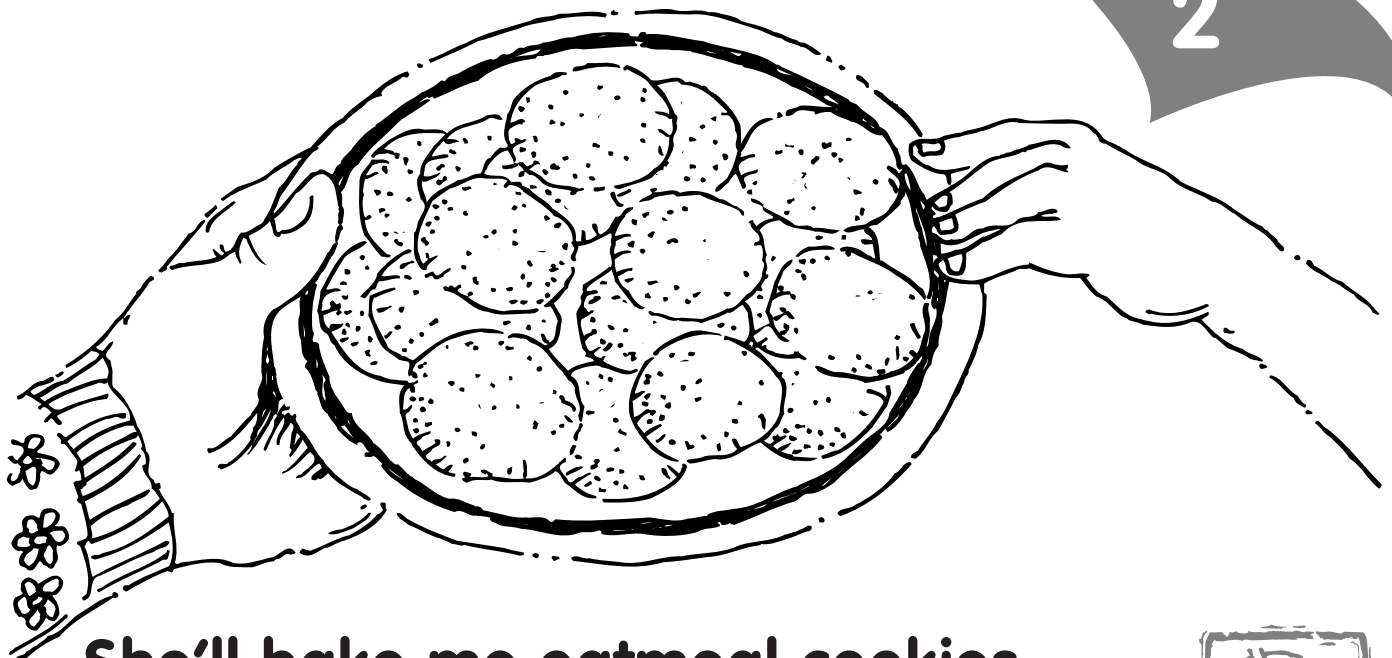
1



I'll sleep with Sis when Auntie comes.  
I'll have to put away my shoes.



2



She'll bake me oatmeal cookies  
To eat as we watch the news.



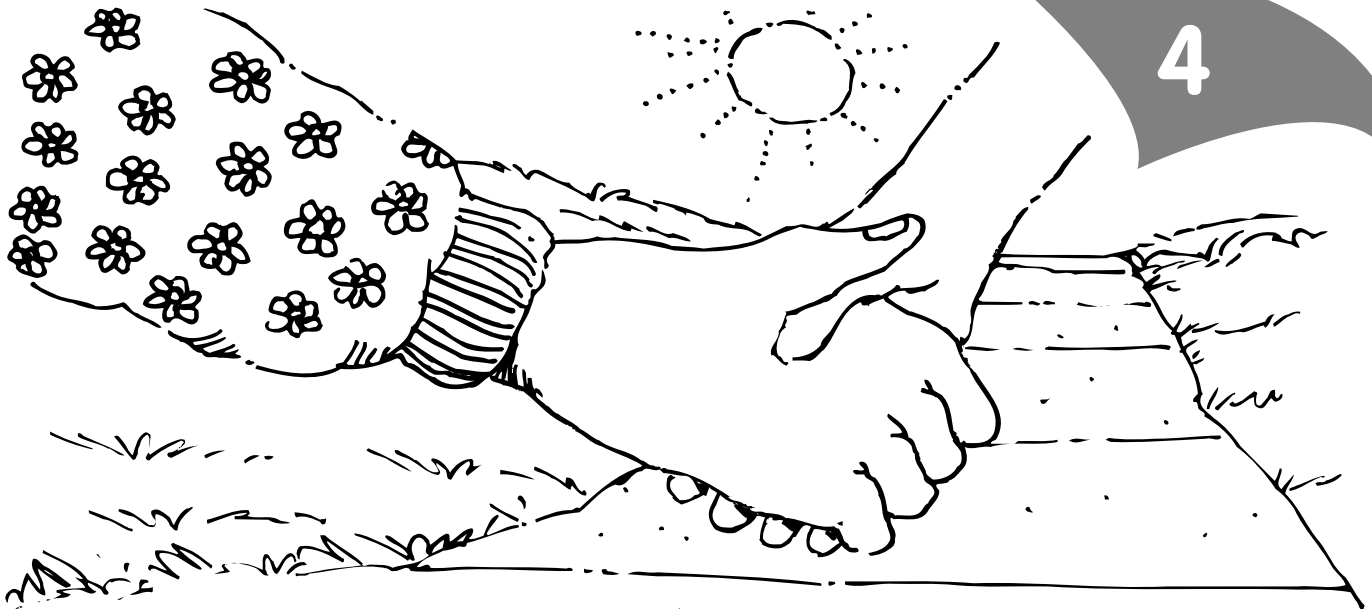
3



She'll nod and say  
"My, how you've grown."  
And then she'll pat my head and smile.



4



We'll take a walk. We'll smell a rose.  
I hope that Auntie stays awhile.



# When It's Time for Bed


1



2



The sky is black like Daddy's shiny shoes.

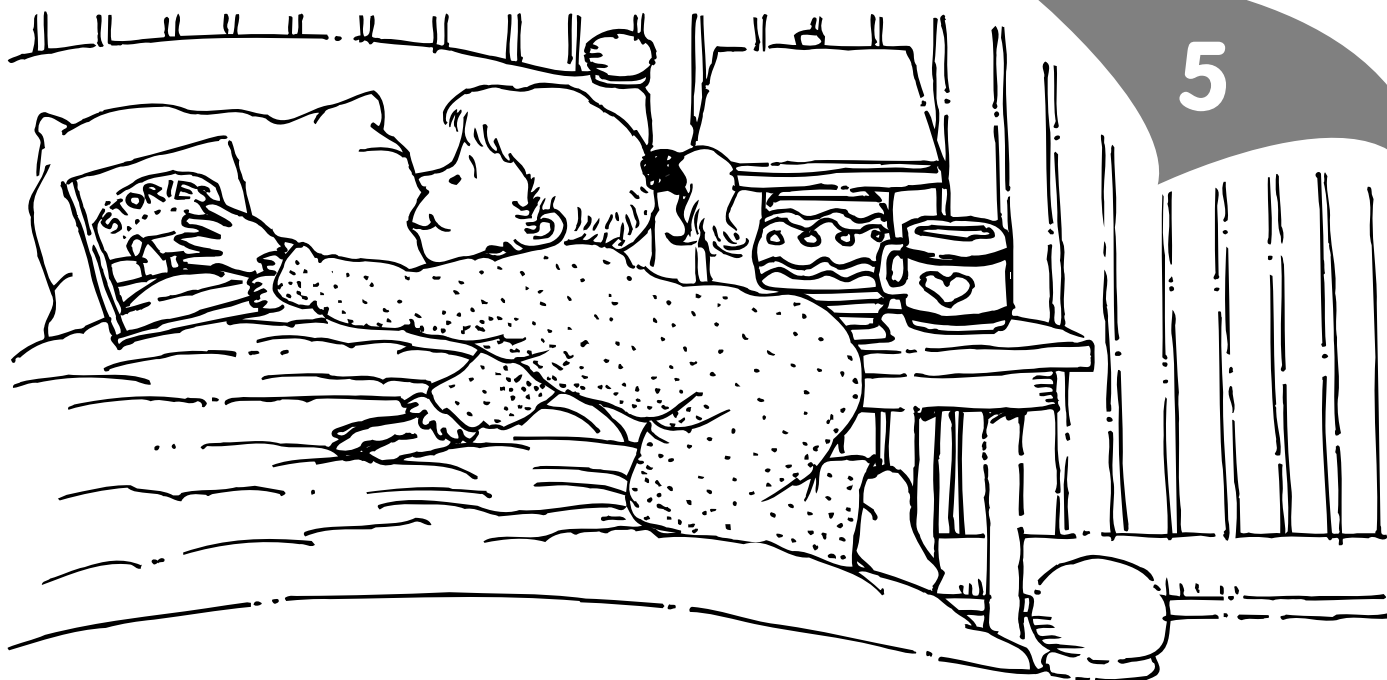


The stars shine bright like Nanna's ring.



My blanket's soft like Mother's hands.

5



I'll sip my cocoa. I'll read my book.  
I'll snuggle down in bed.



6



The sky is black.  
The stars shine bright.  
My blanket's soft.  
I'll say "Good night."



# The Lost Tooth

1



You won't believe what happened.  
It was really a surprise.




2



I opened up my mouth.  
I couldn't believe my eyes.




3



**My tooth was hanging loose,  
Just holding at one side.**




4



**I could push it back and forth.  
I was really terrified.**



5



**It wiggled and it wiggled  
There right next to my tongue.**



6



**I couldn't bear to pull it.  
It sagged. It tipped. It hung.**






7



**Then when I ate a carrot  
It popped out into my hand.**



8



**I lost a tooth! I lost a tooth!  
And I am feeling grand.**

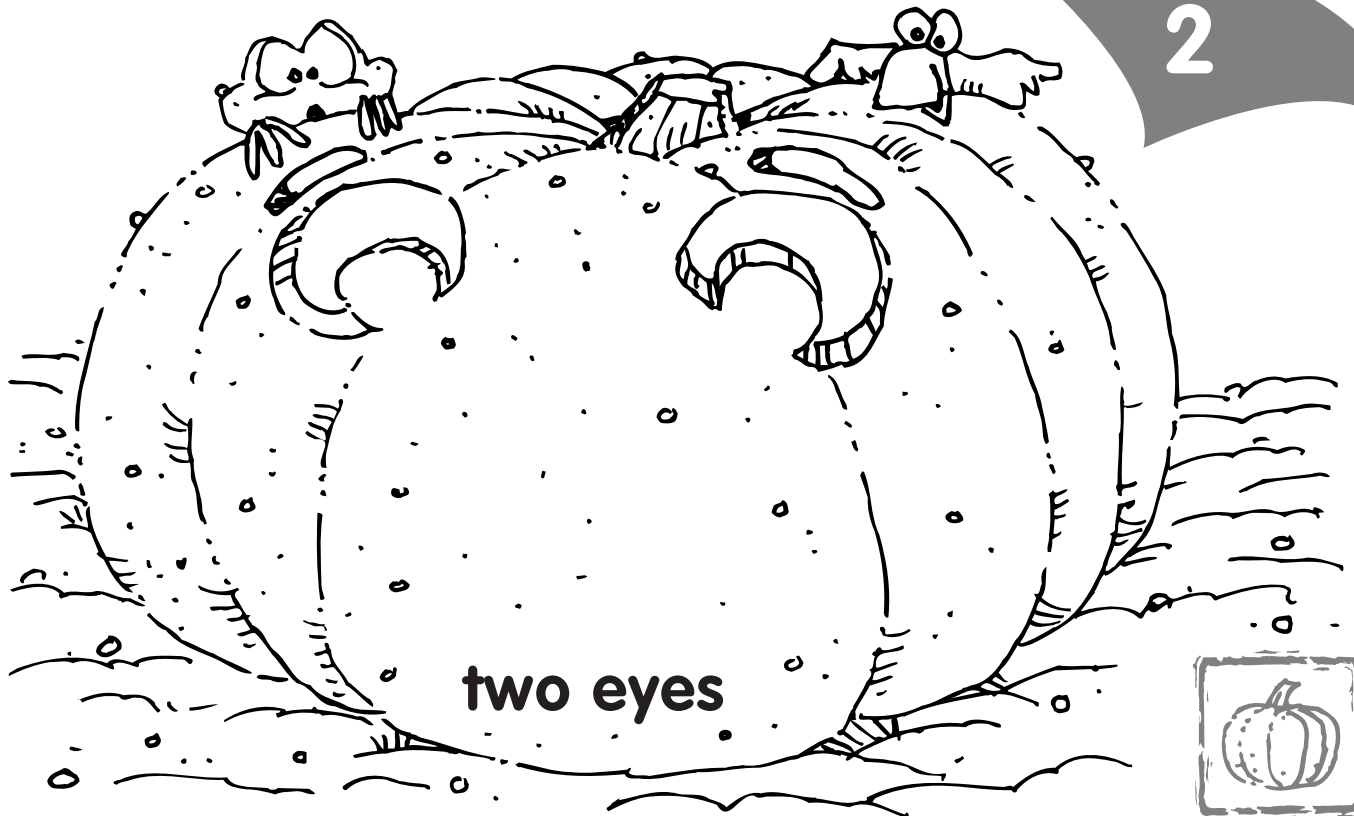


# Put It All Together


1



2



3



4



# What Are You Thankful For?

1




2



**For sunshine and shade.  
For games I have played.**

3



For blankets at night.  
And bear hugs tight.



4



What are you thankful for?



# December Candles

1



Light the candles.



2



Light the candles.

3



Light the candles.



4



Candles light December nights.




# Martin Luther King, Jr.

1



2




He had a special dream.






3



He worked to make it true.



4



He did it for all people,  
including me and you.



# Presidents from Long Ago


1



George Washington and Abraham Lincoln—  
Presidents from long ago,




2



They helped to make our country  
The place that we all know.




3



**We celebrate their birthdays  
And remember them today.**



4




**Do you think that they would recognize  
The good old U.S.A.?**



# Happy Spring

1




2



**Birds are peeping.  
Chicks are cheeping.**

3



**Gardens sprouting.  
Children shouting.**



4




**It's spring!**




# May Baskets

1




2



**Choose some flowers and a treat.  
Put them down inside.**




3



Set the basket near the door.  
Ring the bell and hide.



4




Happy May Day!



# Summer Haircuts

1



Getting ready for summer.



2



Getting ready for summer.





3



Getting ready for summer.



4



Let's go!





**Dear Mom and Dad,**

**I have this little story  
About the things I do.  
Please sit down and listen  
I will read it now to you.**

---

---

---

name



## About Evan-Moor Educational Publishers

### Who We Are

- At Evan-Moor, we are proud that our products are written, edited, and tested by professional educators.
- Evan-Moor's materials are directed to teachers and parents of Prekindergarten through sixth-grade students.
- We address all major curriculum areas including:

reading	social studies	thematic units
writing	geography	arts & crafts
math	science	

### How We Began

- In 1979, Joy Evans and Jo Ellen Moore were team-teaching first grade in a Title I school. They decided to put ideas that worked for their students into a book. They joined with Bill Evans (Joy's brother) to start Evan-Moor Educational Publishers with one book.
- Bill and Joy's parents' garage served as the warehouse and shipping facility.
- The first catalog was a folded 8 ½" x 11" sheet of paper!

### Who We Became

- Evan-Moor now offers over 450 titles. Our materials can be found in over 1,500 educational and trade book stores around the world.
- We mail almost 2 million catalogs a year to schools and individual teachers.
- Our Web site [www.evan-moor.com](http://www.evan-moor.com) offers 24-hour service and the ability to download many of our titles.
- Evan-Moor is located in a 20,000-square-foot facility in Monterey, California, with a staff of nearly 60 professionals.

### Our Mission

Now, as then, we are dedicated to helping children learn. We think it is the world's most important job, and we strive to assist teachers and parents in this essential endeavor.




## Basic Phonics Skills

Meet your needs for supplemental phonics practice with this complete series. *Basic Phonics Skills* provides a full range of reproducible phonics practice. In addition, each level contains 20 reproducible “Little Phonics Readers,” featuring stories that utilize the phonetic elements presented in that book.



**EMC 3318**  
Basic Phonics Skills—A  
Grades PreK–K

- Print awareness
- Phonemic awareness
- Alphabetic awareness
- Sound-symbol association



**EMC 3319**  
Basic Phonics Skills—B  
Grades K–1

- Beginning & ending consonants
- Short vowels
- Plural & inflectional endings
- Word Families



**EMC 3320**  
Basic Phonics Skills—C  
Grades 1–2

- Long & short vowels
- Sounds of c, g
- Consonant digraphs
- R-controlled vowels
- Long vowel digraphs
- Sounds of y
- Consonant blends



**EMC 3321**  
Basic Phonics Skills—D  
Grades 2–3

- Variant consonant sounds
- Silent letters
- Digraphs & diphthongs
- Prefixes & suffixes
- Plural & inflectional endings
- Word families

## Take It to Your Seat— Phonics Centers

An instructional must-have—full-color centers that accompany *Basic Phonics Skills*.

Each volume contains 12 to 14 centers that provide engaging, independent practice of the phonics skills presented in the same level of *Basic Phonics Skills*.

These centers are self-contained, portable (stored in envelopes), and self-checking. For each center you get a cover, student directions, and student task cards, all in full-color. A reproducible answer form completes this winning package.

**EMC 3327**  
Phonics Centers—A  
Grades PreK–K

**EMC 3328**  
Phonics Centers—B  
Grades K–1

**EMC 3329**  
Phonics Centers—C  
Grades 1–2

**EMC 3330**  
Phonics Centers—D  
Grades 2–3

