

REVISED EDITION



English

Made Easy

VOLUME TWO

A NEW ESL APPROACH

Learning English Through Pictures



Jonathan Crichton
and Pieter Koster

TUTTLE

English Made Easy

VOLUME TWO

A NEW ESL APPROACH

Learning English Through Pictures

Jonathan Crichton and Pieter Koster



TUTTLE Publishing

Tokyo | Rutland, Vermont | Singapore

Contents

FUNCTIONS	GRAMMAR	TOPICS
UNIT 1: Here's a letter for you. 6		
<ul style="list-style-type: none"> Communicating with friends 	<ul style="list-style-type: none"> Imperatives Paired verbs 	<ul style="list-style-type: none"> Prepositions Definite article
		<ul style="list-style-type: none"> Family relationships Correspondence
UNIT 2: Let's check the flight number again... 16		
<ul style="list-style-type: none"> Describing time Reporting events Checking details 	<ul style="list-style-type: none"> Reported speech Adjectives (present and past participles) Adverbs of frequency (1) 	<ul style="list-style-type: none"> Timetables and deadlines Feelings
UNIT 3: It's a goal!... 26		
<ul style="list-style-type: none"> Talking about accommodation 	<ul style="list-style-type: none"> There is/are Prepositions 	<ul style="list-style-type: none"> Enough Too much
		<ul style="list-style-type: none"> Accommodation Quantity/division
UNIT 4: I want a chocolate bar! ... 34		
<ul style="list-style-type: none"> Making plans 	<ul style="list-style-type: none"> Present continuous with future meaning Present perfect While 	<ul style="list-style-type: none"> While Around
UNIT 5: Revision and extension ... 44		
UNIT 6: You always watch movies! ... 54		
<ul style="list-style-type: none"> Giving preferences Expressing hopes Describing the weather Making offers 	<ul style="list-style-type: none"> I'd like/I'd rather I hope... Instead (of) 1st conditional 	<ul style="list-style-type: none"> Electronic appliances Television programs Weather
UNIT 7: I'd like to see a doctor. 62		
<ul style="list-style-type: none"> Seeking clarification Traveling on public transport 	<ul style="list-style-type: none"> Which...? Because/so 	<ul style="list-style-type: none"> Comparatives (1) Paired Verbs
		<ul style="list-style-type: none"> Travel Memory Make-up
UNIT 8: Ten dollars extra... 70		
<ul style="list-style-type: none"> Asking questions 	<ul style="list-style-type: none"> Wh- questions 	<ul style="list-style-type: none"> Duration Zoo Animals
UNIT 9: Where is Sue? ... 78		
<ul style="list-style-type: none"> Describing location Expressing possibility 	<ul style="list-style-type: none"> Modals of possibility Prepositions Too + adjective 	<ul style="list-style-type: none"> Not... enough Position Movement

FUNCTIONS	GRAMMAR	TOPICS
UNIT 10: Revision and extension 86		
UNIT 11: I'm wearing one, too... 96		
<ul style="list-style-type: none"> Speculating and justifying 	<ul style="list-style-type: none"> Reflexive pronouns Modals of deduction In case... <ul style="list-style-type: none"> Either 	<ul style="list-style-type: none"> Clothes Furniture Damage
UNIT 12: You'd better go to the dentist. 106		
<ul style="list-style-type: none"> Giving advice 	<ul style="list-style-type: none"> Causatives Un + adjectives Comparatives with than You'd better... 	<ul style="list-style-type: none"> Repairs Injuries
UNIT 13: I was having breakfast when the phone rang. 114		
<ul style="list-style-type: none"> Describing medical problems Making recommendations 	<ul style="list-style-type: none"> Interrupted past Modals of obligation Until Soon Few 	<ul style="list-style-type: none"> Parts of the body Medical problems Symptoms Treatments
UNIT 14: Do you have a receipt? 122		
<ul style="list-style-type: none"> Buying goods Renting services Describing size and distance 	<ul style="list-style-type: none"> Grammar of numbers 	<ul style="list-style-type: none"> Financial transactions Insurance Measurement Simple maths
UNIT 15: Revision and extension 132		
UNIT 16: Can I try them on? 142		
<ul style="list-style-type: none"> Choosing prices and sizes 	<ul style="list-style-type: none"> Comparatives (2) Other/the others 	<ul style="list-style-type: none"> Shopping Prices, discounts and sales Sizes
UNIT 17: Neither can I. 150		
<ul style="list-style-type: none"> Ordering in restaurants 	<ul style="list-style-type: none"> Every... Neither/so Until 	<ul style="list-style-type: none"> Food Eating in restaurants
UNIT 18: If I won, I'd buy a new car. 160		
<ul style="list-style-type: none"> Talking about conditions and consequences 	<ul style="list-style-type: none"> Conditionals Adverbs of frequency (2) As...as <ul style="list-style-type: none"> Can/can't (ability) 	<ul style="list-style-type: none"> Empty Full
UNIT 19: I wish I could play the piano. 168		
<ul style="list-style-type: none"> Expressing wishes Congratulating Saying goodbye 	<ul style="list-style-type: none"> As soon as 	<ul style="list-style-type: none"> Celebrations Applications Farewells
UNIT 20: Revision and extension 178		
Grammar/Function/Topic, Index 188		

ABOUT TUTTLE

“Books to Span the East and West”

Our core mission at Tuttle Publishing is to create books which bring people together one page at a time. Tuttle was founded in 1832 in the small New England town of Rutland, Vermont (USA). Our fundamental values remain as strong today as they were then—to publish best-in-class books informing the English-speaking world about the countries and peoples of Asia. The world has become a smaller place today and Asia’s economic, cultural and political influence has expanded, yet the need for meaningful dialogue and information about this diverse region has never been greater. Since 1948, Tuttle has been a leader in publishing books on the cultures, arts, cuisines, languages and literatures of Asia. Our authors and photographers have won numerous awards and Tuttle has published thousands of books on subjects ranging from martial arts to paper crafts. We welcome you to explore the wealth of information available on Asia at www.tuttlepublishing.com.

Published by Tuttle Publishing, an imprint of
Periplus Editions (HK) Ltd

www.tuttlepublishing.com

Copyright © 2015 Periplus Editions (HK) Ltd

All rights reserved. No part of this publication
may be reproduced or utilized in any form
or by any means, electronic or mechanical,
including photocopying, recording, or by any
information storage and retrieval system,
without prior written permission from the
publisher.

ISBN 978-1-4629-1848-5 (ebook)
ISBN 978-0-8048-4525-0 (American Edition)
ISBN 978-0-8048-4646-2 (British Edition)

Revised edition
18 17 16 15
10 9 8 7 6 5 4 3 2 1
Printed in Malaysia 1512TW

Distributed by:

North America, Latin America & Europe

Tuttle Publishing
364 Innovation Drive
North Clarendon, VT 05759-9436 U.S.A.
Tel: 1 (802) 773-8930
Fax: 1 (802) 773-6993
info@tuttlepublishing.com
www.tuttlepublishing.com

Japan

Tuttle Publishing
Yaekari Building, 3rd Floor
5-4-12 Osaki, Shinagawa-ku, Tokyo 141-0032
Tel: (81) 3 5437-0171
Fax: (81) 3 5437-0755
sales@tuttle.co.jp
www.tuttle.co.jp

Asia Pacific

Berkeley Books Pte. Ltd.
61 Tai Seng Avenue, #02-12, Singapore 534167
Tel: (65) 6280-1330
Fax: (65) 6280-6290
inquiries@periplus.com.sg
www.periplus.com

TUTTLE PUBLISHING® is a registered trademark of Tuttle Publishing, a division of
Periplus Editions (HK) Ltd.

Preface to First Edition

In an increasingly international world, being able to communicate in English is nowadays a necessity in social, professional and business life. Competence in English creates an increasing range of business, travel and leisure opportunities, opening doors to international communication.

This book is a breakthrough in English language learning—imaginatively exploiting how pictures and text can work together to create understanding and help learners learn more productively.

English Made Easy gives learners easy access to the vocabulary, grammar and functions of English as it is actually used in a comprehensive range of social situations. Self-guided students and classroom learners alike will be delighted by the way they are helped to progress easily from one unit to the next, using the combinations of pictures and text to discover for themselves how English works.

The *English Made Easy* method is based on a thorough understanding of language structure and how language is successfully learned. The authors are experienced English language teachers with strong backgrounds in language analysis and language learning. The *English Made Easy* team is confident that the books represent a significant development in English language learning.

—Professor Christopher N. Candlin, Macquarie University

Introduction to this Second Edition

This is a book that keeps its promise. It makes learning English easy.

People today learn English for a wide variety of purposes. You may use English in your work, live in an English-speaking country, or be planning to visit one. Whatever your purpose, *English Made Easy* is a perfect way to learn basic skills in English language communication.

English Made Easy does not teach grammar. It teaches you how to use English. Grammar informs the way that the book is structured, but the authors believe that, especially at beginner level, new students do not need to clutter their learning with grammatical labels and rules. They learn by observing, discovering and practicing how language is used.

English Made Easy uses the universal language of pictures to present language in the contexts in which it is used. Students learn the meaning of what is written by studying how language is used in the pictures. Real life social situations are broken down into their simplest parts so that students quickly see how the language works and relate it to their own needs. It's actually fun!

English Made Easy can be used by an individual student or by a group of learners in a conversation group or classroom with a teacher. Because students don't need to know the grammar before they start, it is easy to guide learners through the pages of *English Made Easy* or for learners to use it for self study.

The first edition of *English Made Easy* has been popular with learners and teachers all over the world. The second edition is even easier to use. It has been improved with some corrections and new information on the introductory page to each unit. The table of contents shows the functions, grammar and topics covered in each unit.

The first page of each unit outlines what you can expect to learn from the unit. It includes word lists and a note about the grammar in the unit. This note is for information only and need not be learned by the student. Some of the units also contain brief fill-in exercises, and every fifth unit provides practice activities for revision and extension. Answers are provided. The index refers students to the unit in which the word is introduced.

To all our learners, wherever you are and however you use this book, we wish you every success!

—Jonathan Crichton and Pieter Koster

UNIT 1: Here's a letter for you.

In this unit you will learn the following:

- How to talk about family members
- How to communicate with friends

Here are the words you will learn to use:

airmail	cat	envelope	invitation	off	put	to
all	chair	fax	land	on	quickly	uncle
aunt	close	from	letter	open	sister-in-law	want
bill	cousin	grandfather	letterbox	parcel	sofa	
brother-in-law	daughter-in-law	grandmother	nephew	postcard	son-in-law	
card	email	holidays	niece	postman	stamp	

Here are some phrases you will learn to use:

lay the table	butter the toast	clear the table	look forward to	depart from	hurry up
make the toast	pass the milk	load the dishwasher	arrive at	take off	

Here are some sentences you will practice:

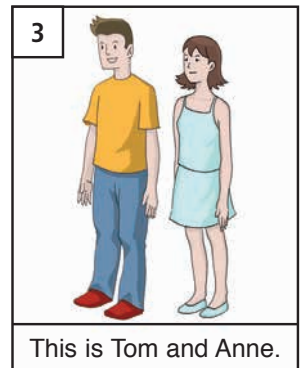


Here's a postcard for you.

It's for you.

The cat is off the sofa.

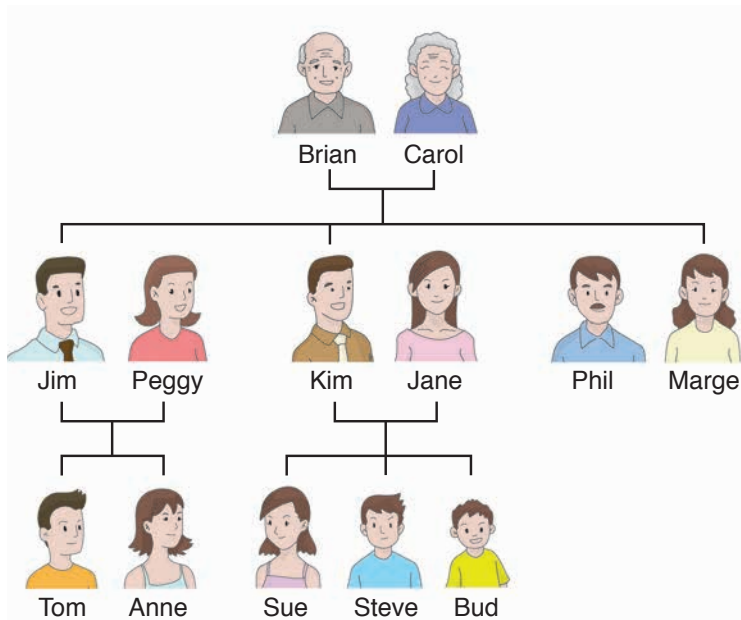
Could you open the door, please.

The dog is on the chair.



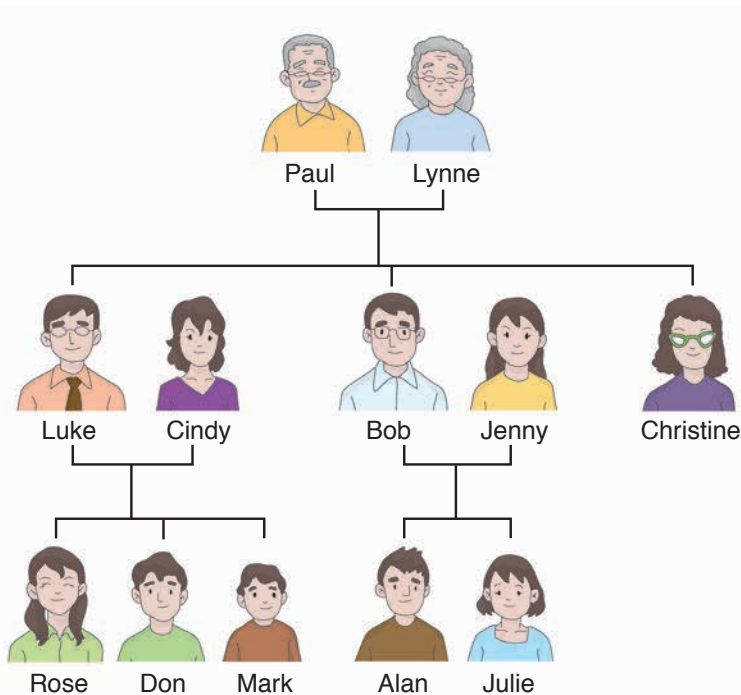
Grammar tips:
The new structures in this unit are imperatives, prepositions and paired verbs.

The Benson Family



1. Jim is Anne's father.
2. Anne is Jim's daughter.
3. Tom is Anne's brother.
4. Marge is Jim's sister.
5. Kim is Jim's brother.
6. Brian is Jim's father.
7. Brian is Tom's grandfather.
8. Carol is Tom's grandmother.
9. Marge is Carol's daughter.
10. Peggy is Carol's daughter-in-law.
11. Kim is Anne's uncle.
12. Marge is Anne's aunt.
13. Sue is Anne's cousin.
14. Anne is Sue's cousin.
15. Sue is Jim's niece.
16. Steve is Jim's nephew.
17. Jane is Jim's sister-in-law.
18. Kim is Peggy's brother-in-law.
19. Phil is Carol's son-in-law.

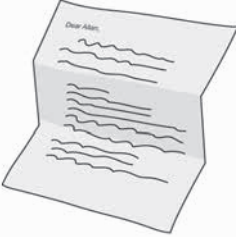
The Taylor Family



1. Bob is Julie's _____ .
2. Julie is Bob's _____ .
3. Alan is Julie's _____ .
4. Lynne is Alan's _____ .
5. Cindy is Bob's _____ .
6. Paul is Bob's _____ .
7. Jenny is Lynne's _____ .
8. Luke is Bob's _____ .
9. Christine is Lynne's _____ .
10. Rose is Julie's _____ .
11. Luke is Julie's _____ .
12. Christine is Julie's _____ .
13. Christine is Bob's _____ .
14. Julie is Rose's _____ .
15. Paul is Alan's _____ .
16. Don is Bob's _____ .
17. Rose is Bob's _____ .
18. Luke is Jenny's _____ .


UNIT 1

1




a letter

2



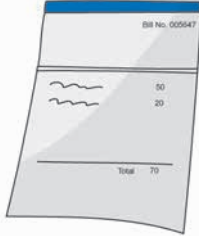
a postcard

3



a card

4



Bill No. 02547	
	50
	20
Total	70

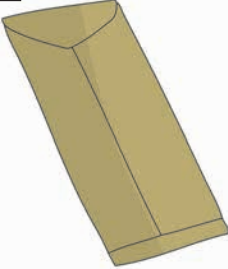
a bill

5




an invitation

6



an envelope

7



a stamp

8



a parcel

9



a fax

10



To: zzzz@hotmail.com
Cc:
Bcc:
Subject: I would like to...
Dear Sir:
I would like to...


an email

11



write a letter

12



send a letter

13



get a letter

14




a post office

15



a postman



16











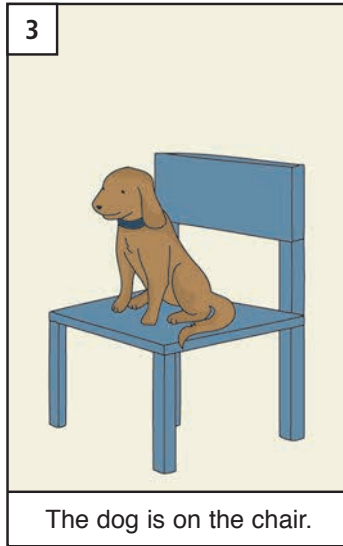
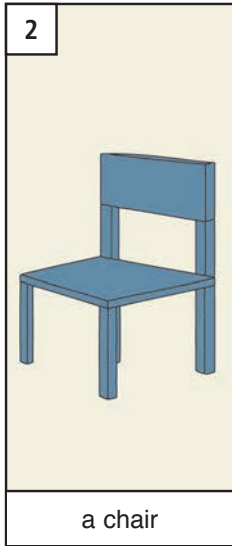

a letterbox


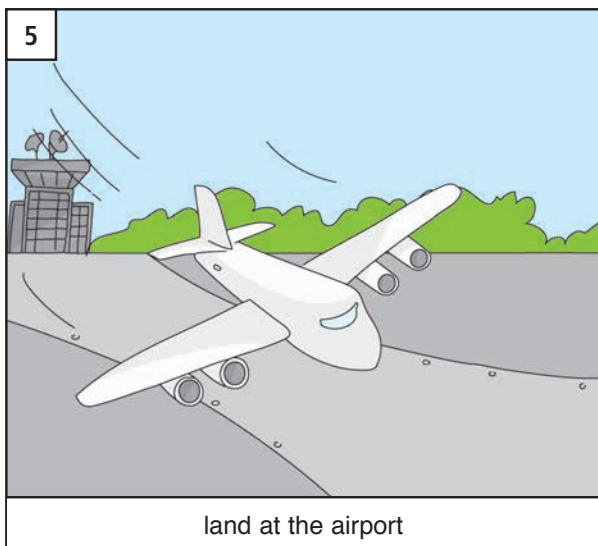






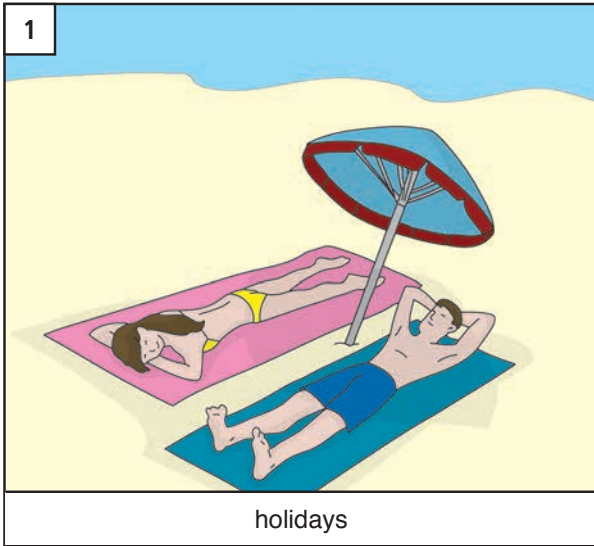
who is = who's





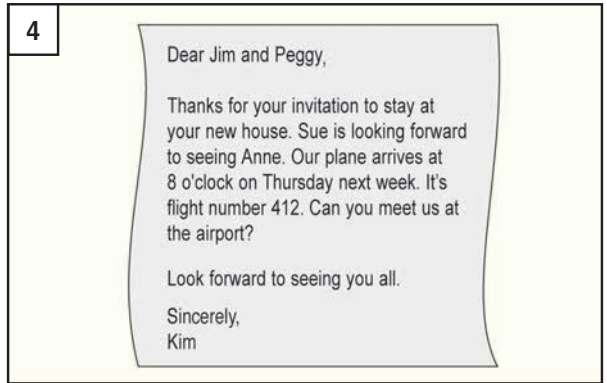













The Bensons





UNIT 2: Let's check the flight number again.

In this unit you will learn the following:

- How to talk about time
- How to check details
- How to report events

Here are the words you will learn to use:

accident	bored	exciting	interesting	ring	surprised	tiring
again	boring	frightened	never	say	surprising	trophy
always	check	frightening	once	sometimes	tell	twice
bell	excited	interested	right (not wrong)	student	tired	wrong

Here are some phrases you will learn to use:

a bit	three times	be late	be early	on time	a long time
-------	-------------	---------	----------	---------	-------------

Here are some sentences you will practice:

Tell John I'll be late.

What did you say?

She said she would meet us at eleven.

He said he'll be late.

You said you were working late.

The bus is late.

Shopping is tiring.



She is tired.




This bus is always on time.



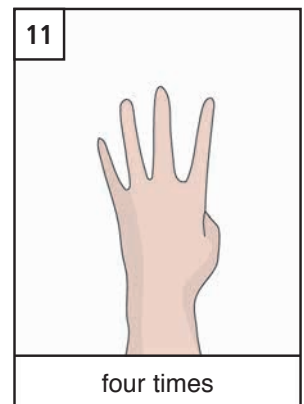
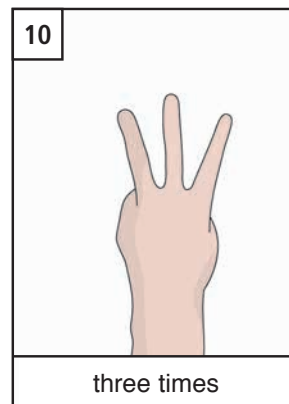
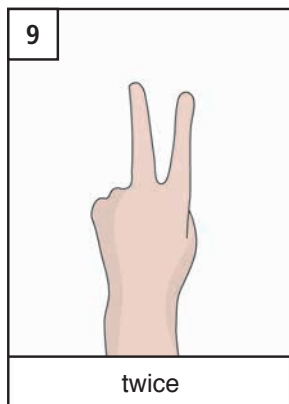



Grammar tips:





The new structures used in this unit are reported speech, present and past participles used as adjectives, and adverbs of frequency





Let's check the flight number again.







will not = won't

1

This string is too short.

This string is too long.

short

long

2

How long have you been here?

I've been here for two hours.

3

How long has it been there?

A long time.

4

Next train 4:15

The next train won't come for a long time.

5

Goodbye, Harry.

Goodbye, Rick.

6

I haven't seen him for a long time.

7

Hello, Dick. It's good to see you again.

8

Hello, Harry. It's been a long time, hasn't it? How have you been?



Good, good. How have you been?

9


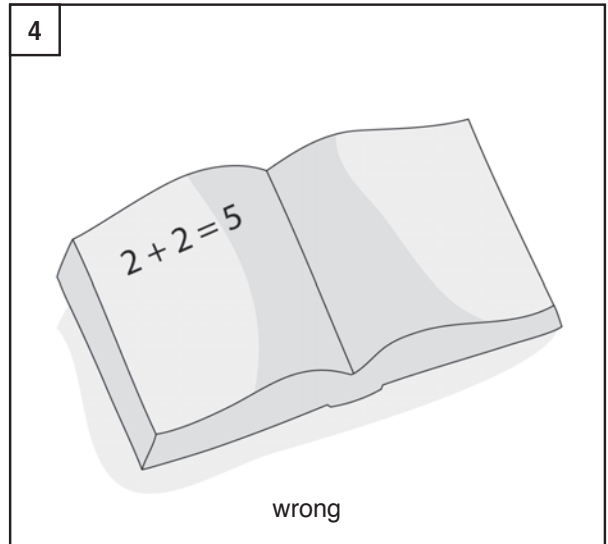
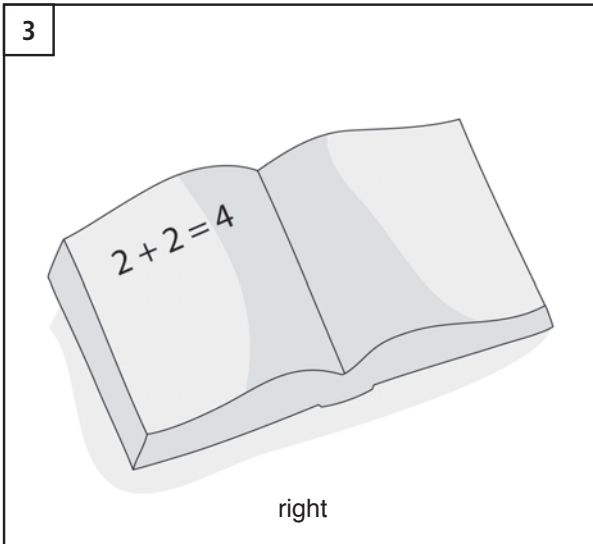


I'm good now. I was sick for a long time but now I'm better again.

That's good. I'm glad you're better.


UNIT 2


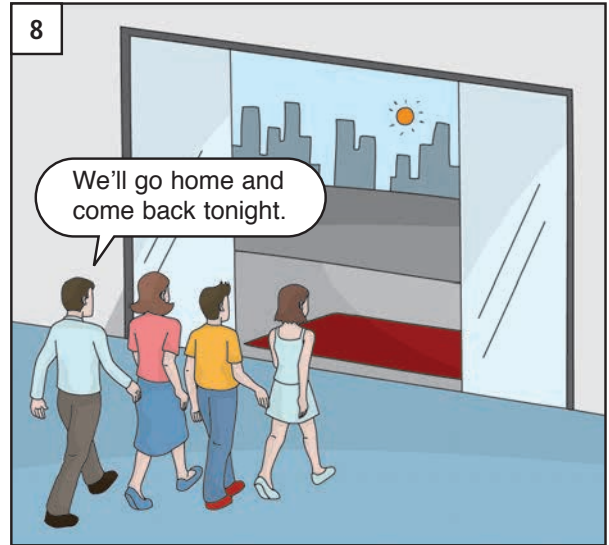


Let's check the flight number again.



The Bensons





UNIT 3: It's a goal!

In this unit you will learn the following:

- How to talk about accommodation
- How to talk about quantities

Here are the words you will learn to use:

almost	bedroom	equal	goal	upstairs	seat	through
another	bird	fence	half	mess	share	toilet
back	dining room	front	hamburger	money	shed	tunnel
backyard	double bed	garage	into	path	single bed	unequal
balcony	downstairs	garden	kitchen	roof	tandem	with
bathroom	enough	gate	living room	sauce	tidy	without

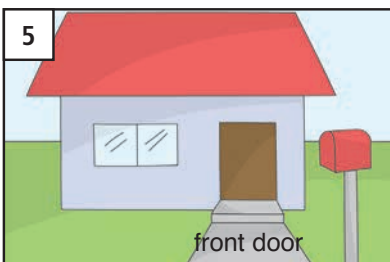
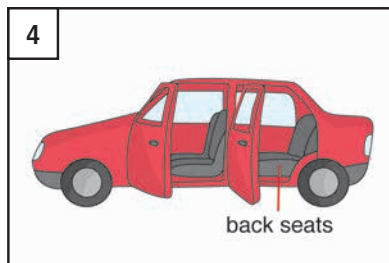
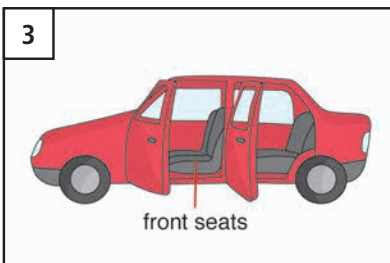
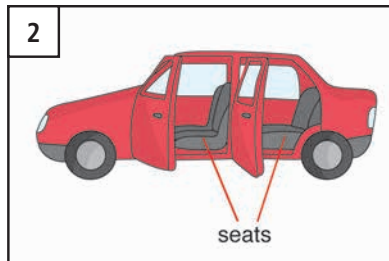
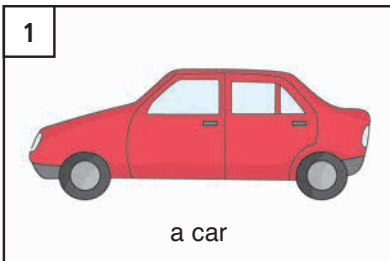
Here are some phrases you will learn to use:

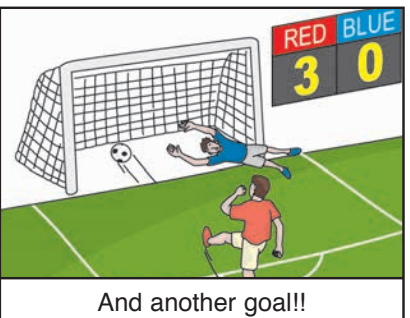
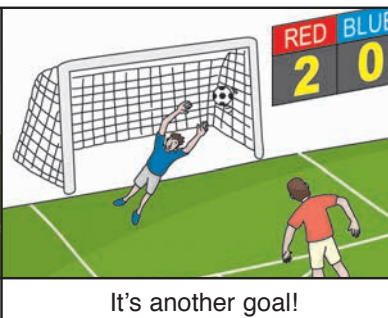
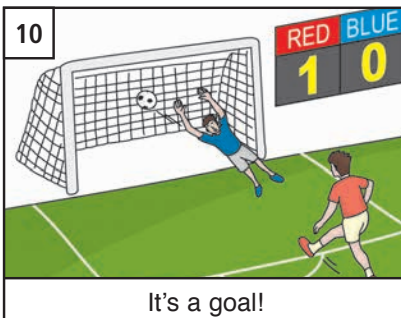

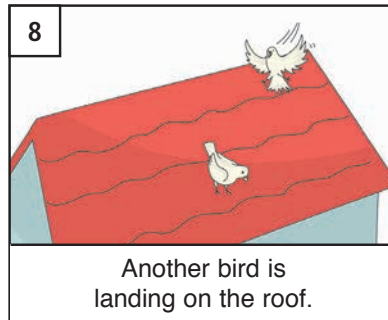
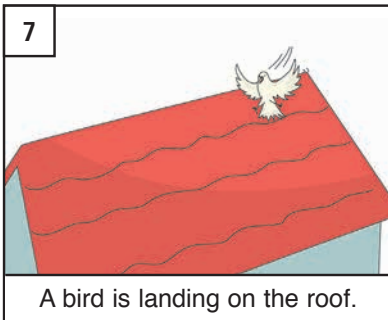




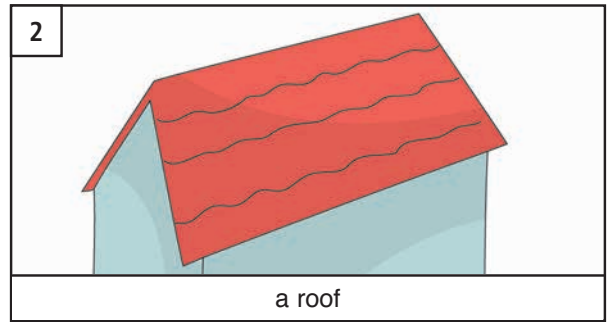

not enough	too much	lots of	out of	there is	there are
------------	----------	---------	--------	----------	-----------

Here are some sentences you will practice:






There are three birds on the roof.
Share the cake with your sister.

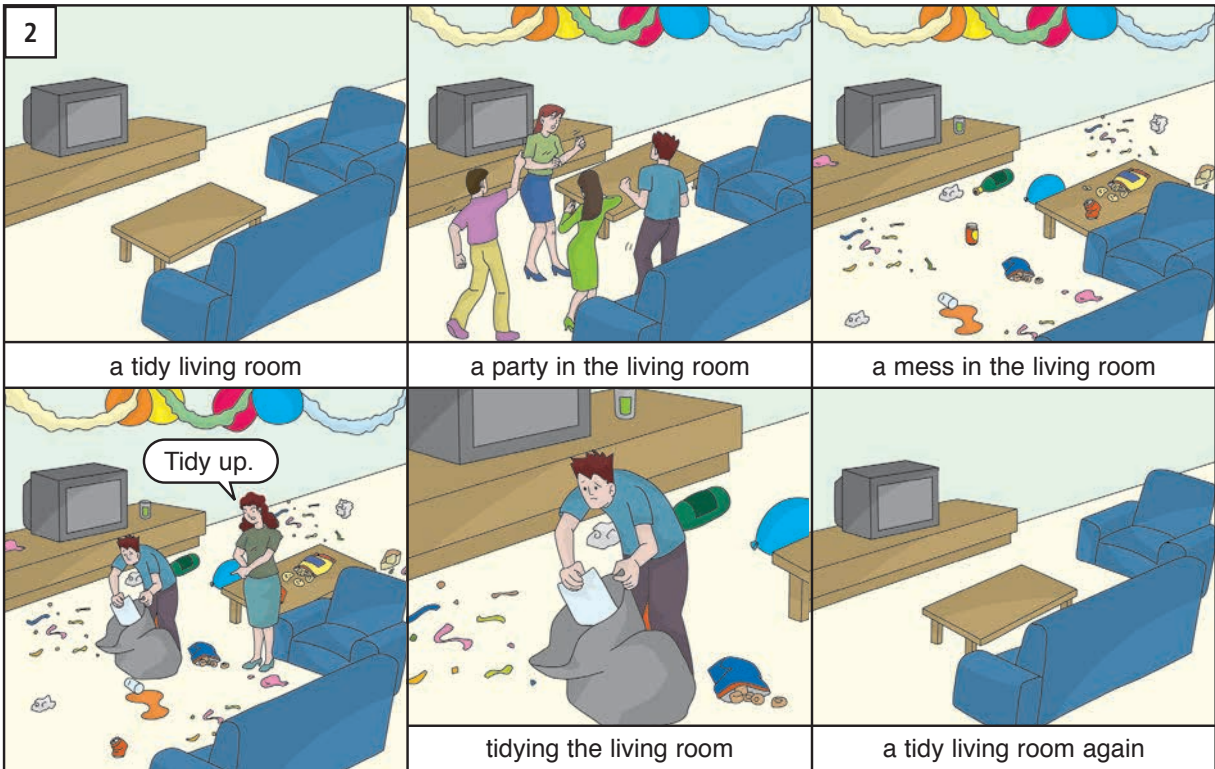
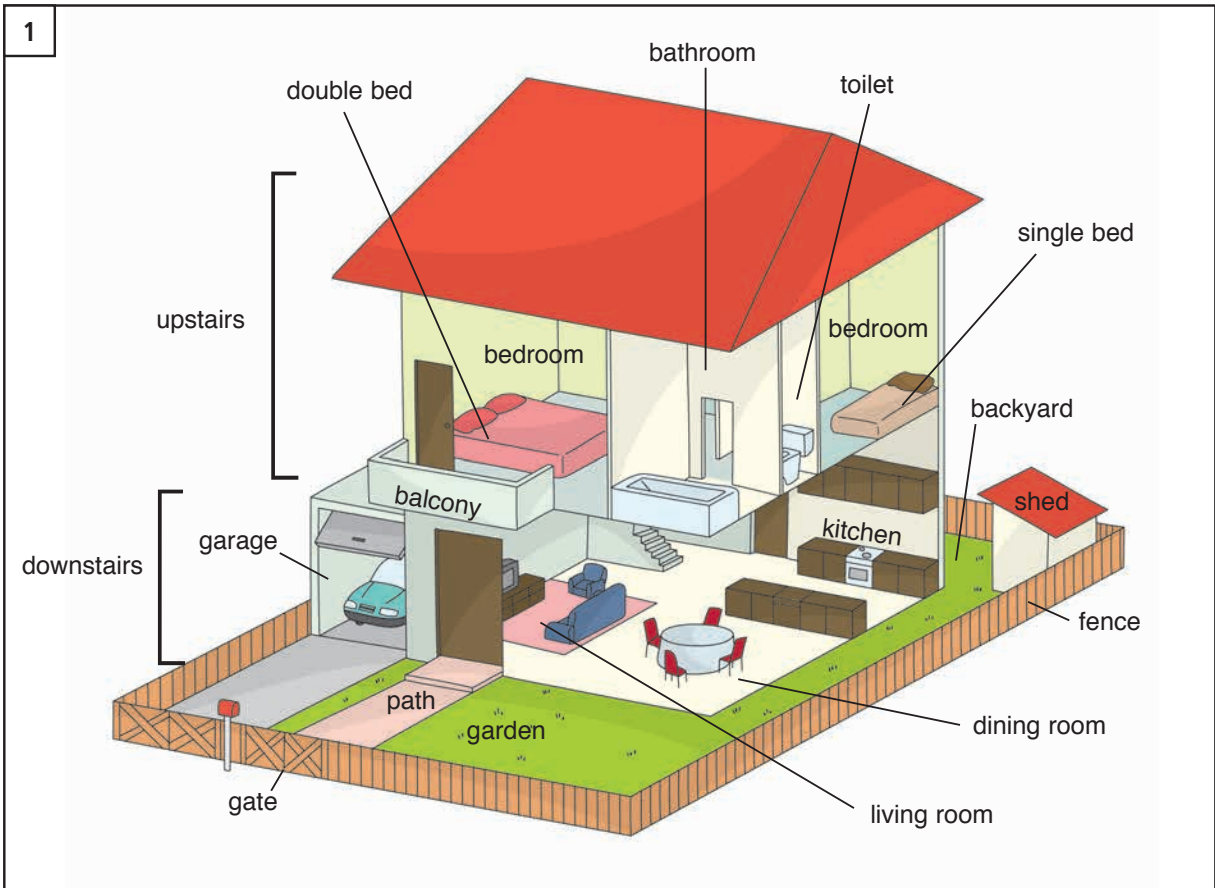
There's a train going into the tunnel.
This is enough money.





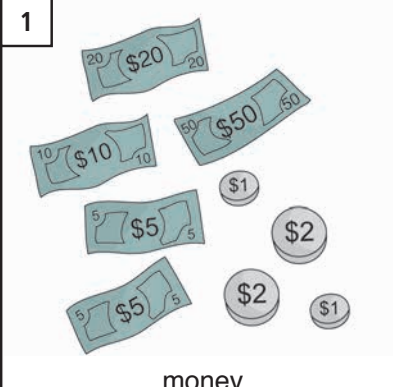
UNIT 3





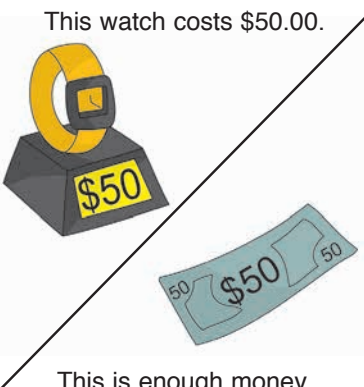
UNIT 3

1




money


This watch costs \$50.00.




This is enough money.




Not enough money.



Almost enough money.




Too much money.




Here's your change.

Not enough change.

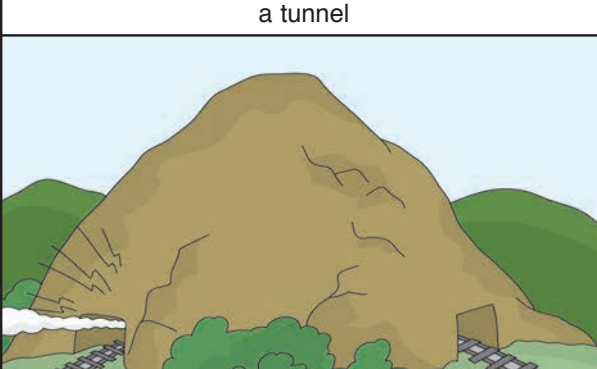
2




a tunnel







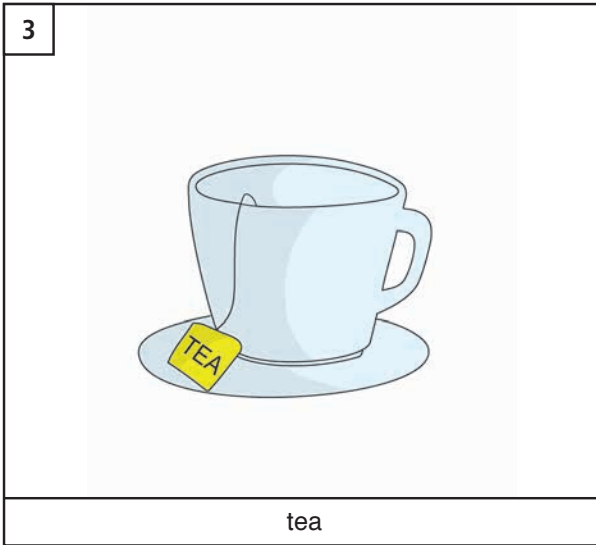

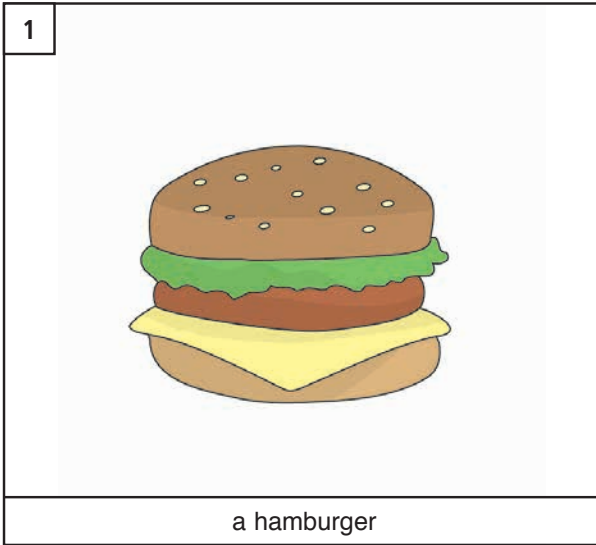
There's a train going into the tunnel.









There's a train going through the tunnel.






There's a train coming out of the tunnel.



The Bensons





UNIT 4: I want a chocolate bar!

In this unit you will learn the following:

- How to make plans

Here are the words you will learn to use:

anniversary birthday excellent trip while zoo
around chocolate bar stars walk world

Here are some phrases you will learn to use:

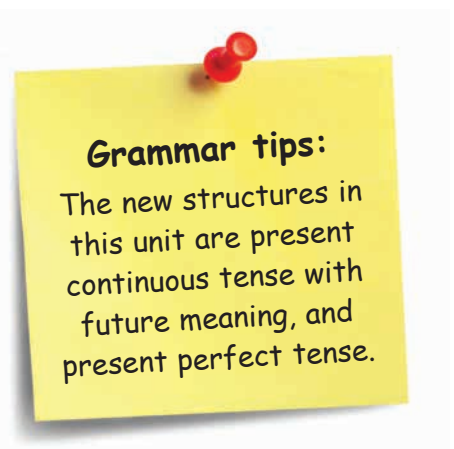
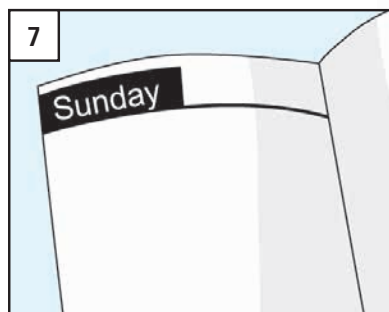

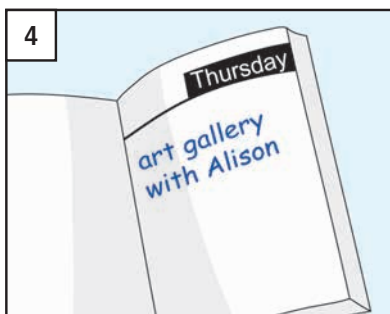
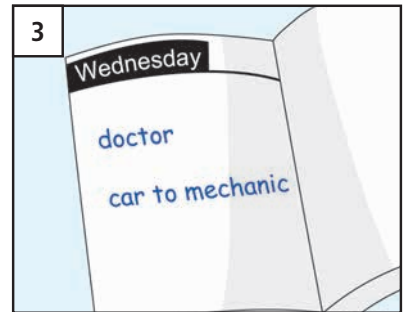

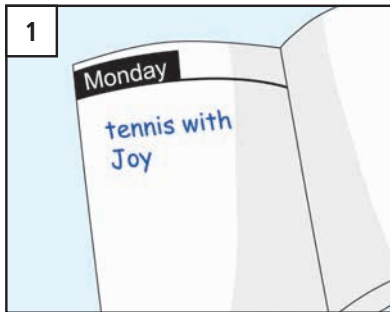
around here one year old

Here are some sentences you will practice:

What are you doing on Sunday?
It's his birthday.



Have you been to Australia?
It's around here somewhere.

You were in Alaska while I was in Hawaii.
This hotel is good.






UNIT 4




1




around the book

2



There's a fence around this house.

3




around the world

4




I'm going for a trip around the world.

5



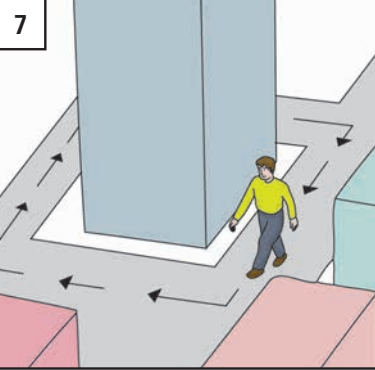
a city block

6



walk

7




walk around the block

8

Where's my book?

Here.



9

Where's my book?


It's around here somewhere.



10

Where are my glasses?


I don't know. They're around here somewhere.






11

Do you like this restaurant?

Yes, I think it's the best restaurant around here.
















<p>1</p> <p>2001 – 2004</p>	<p>2005</p> <p>I was in Hawaii from 2001 to 2004.</p> <p>I was in Alaska from 2001 to 2004.</p>
<p>So you were in Alaska while I was in Hawaii?</p> <p>Yes. What did you do while you were in Hawaii?</p>	<p>I worked in a restaurant. What did you do while you were in Alaska?</p> <p>I worked in a restaurant, too.</p>

<p>2</p> <p>What is the best hotel around here?</p>	<p>This hotel is good.</p>
<p>This hotel is very good.</p>	<p>This hotel is excellent.</p>

The Bensons

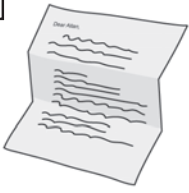






UNIT 5: Revision and extension


1



letter


.....

2




.....

3




.....

4




.....

5




.....

6



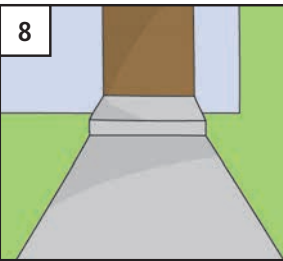
.....

7



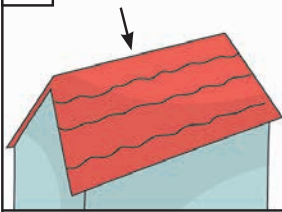
.....

8




.....

9




.....

10



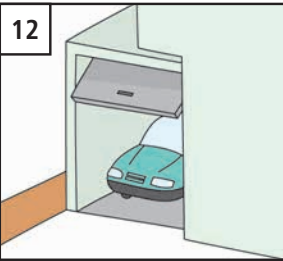
.....

11



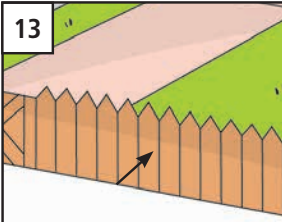
.....

12



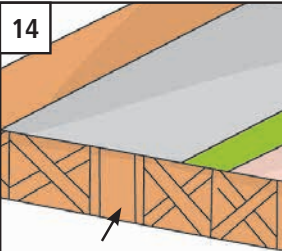
.....

13



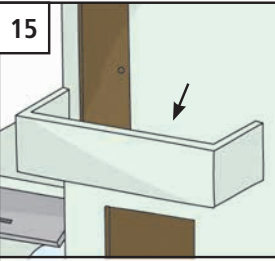
.....

14



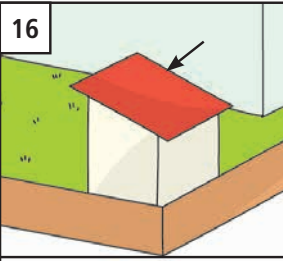
.....

15



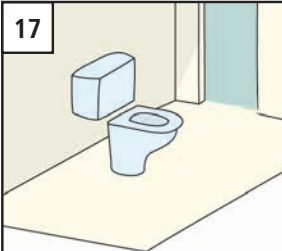
.....

16



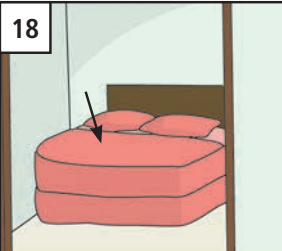
.....

17



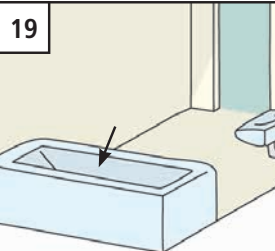
.....

18




.....

19


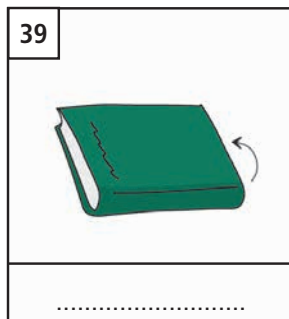
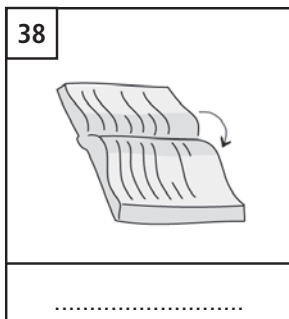

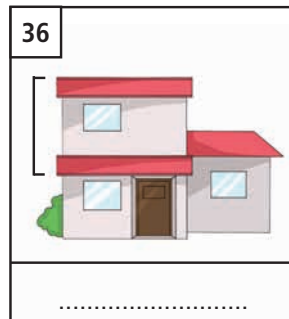
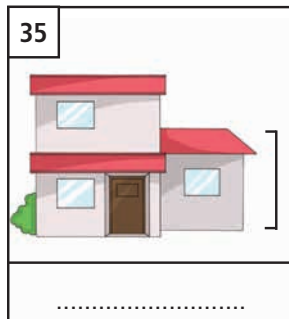
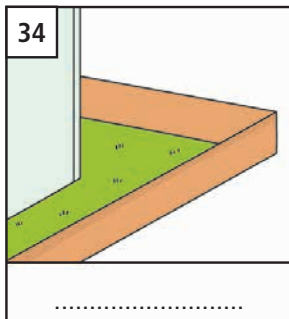
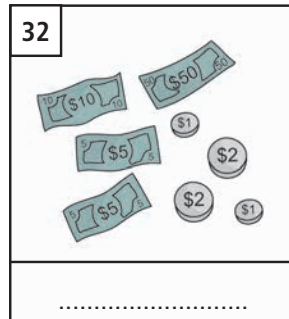
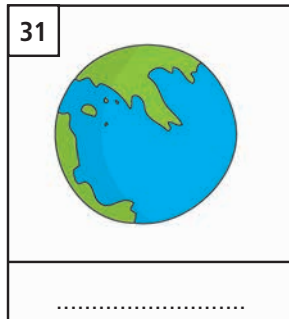










.....

20



.....



UNIT 5

A

- | | |
|--------------------------------------|---------------------------|
| 1. How was the flight? | a. It looks great. |
| 2. Good to see you again. | b. Thanks. |
| 3. I'll meet you at the airport. | c. It's been a long time. |
| 4. Have you been to the art gallery? | d. It was OK. |
| 5. This is my new car. | e. No, I haven't. |

B

- | | |
|---|-----------------------------------|
| 1. How have you been? | a. Very good. |
| 2. Where did you go last weekend? | b. I stayed at home. |
| 3. Where are they going tomorrow night? | c. Load the dishwasher. |
| 4. What are you doing tomorrow? | d. I'm working. |
| 5. How can I help? | e. They're going to a restaurant. |

C

- | | |
|---------------------------------------|-----------------------|
| 1. A parcel's arrived for you. | a. Yesterday morning. |
| 2. I'm looking forward to the flight. | b. Good idea. |
| 3. When did the fax arrive? | c. Who's it from? |
| 4. Can we go to the movie tonight? | d. So am I. |

D

- | | |
|---------------------------------------|----------------------------|
| 1. I want to go to a restaurant. | a. No, and it's expensive. |
| 2. This is delicious. | b. The Grand Hotel. |
| 3. What's the best hotel around here? | c. I'd rather see a movie. |
| 4. Is this restaurant good? | d. Thank you. |

message

idea

know




How

say

another

late

happened







UNIT 5

What are about to sounds been another And time



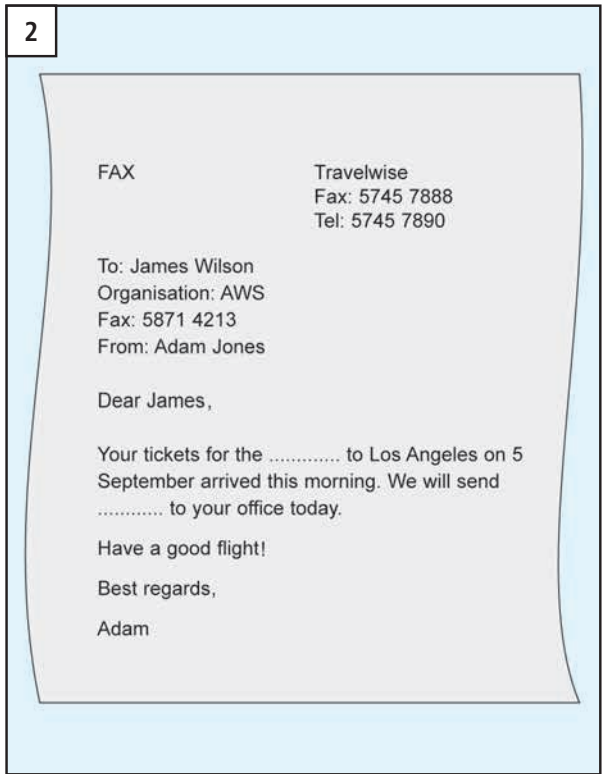


time before around bit looking but at meet go



UNIT 5

them from sent wrong a won't says flight






- > you How been have
- > good Very



- > trip was How the
- > excellent was It




- > the Where's restaurant
- > receptionist ask Let's the



- > here best What's around restaurant the
- > know don't I




- > been you Have shops to the
- > I No haven't




- > to again It's good you see
- > been It's long time a


UNIT 5




- > I can How help
- > this you post letter Could



- > want see to a movie I
- > rather I'd go to the theater



- > go you did Where yesterday
- > a movie went to We



- > go beach Saturday Let's to next the
- > sounds That good



- > looking movie to forward the I'm
- > am So I



- > tomorrow you doing What are
- > the art to going I'm gallery

Answers to Unit 5

Unit 5, page 44

- | | | | | |
|--------------|-------------|----------------|-------------|-----------------|
| 1. letter | 5. postcard | 9. roof | 13. fence | 17. toilet |
| 2. stamp | 6. postman | 10. back seat | 14. gate | 18. double bed |
| 3. parcel | 7. fax | 11. front seat | 15. balcony | 19. bath |
| 4. letterbox | 8. path | 12. garage | 16. shed | 20. dining room |

Unit 5, page 45

- | | | | | |
|---------------|------------|--------------|----------------|--------------|
| 21. tunnel | 25. trophy | 29. land | 33. stars | 37. cat |
| 22. hamburger | 26. bird | 30. take off | 34. backyard | 38. open |
| 23. tea | 27. sofa | 31. world | 35. upstairs | 39. closed |
| 24. tandem | 28. chair | 32. money | 36. downstairs | 40. accident |

Unit 5, page 46

- A. 1d 2c 3b 4e 5a B. 1a 2b 3e 4d 5c C. 1c 2d 3a 4b D. 1c 2d 3b 4a

Unit 5, page 47

1. happened 2. know, say 3. another 4. idea 5. How 6. message, late

Unit 5, page 48

1. been, to 2. time 3. are, another 4. And 5. What 6. about, sounds

Unit 5, page 49

1. go 2. but, time 3. at, before 4. around, bit 5. meet 6. looking

Unit 5, page 50

1. from 2. flight, them 3. says, wrong 4. sent 5. won't 6. a

Unit 5, page 51

- How have you been?
Very good.
- How was the trip?
It was excellent.
- Where's the restaurant?
Let's ask the receptionist.
- What's the best restaurant around here?
I don't know.
- Have you been to the shops?
No I haven't.
- It's good to see you again.
It's been a long time.

Unit 5, page 52

- How can I help?
Could you post this letter?
- I want to see a movie.
I'd rather go to the theater.
- Where did you go yesterday?
We went to a movie.
- Let's go to the beach next Saturday.
That sounds good.
- I'm looking forward to the movie.
So am I.
- What are you doing tomorrow?
I'm going to the art gallery.

UNIT 6: You always watch movies!

In this unit you will learn the following:

- How to express hopes
- How to describe the weather
- How to give preferences

Here are the words you will learn to use:

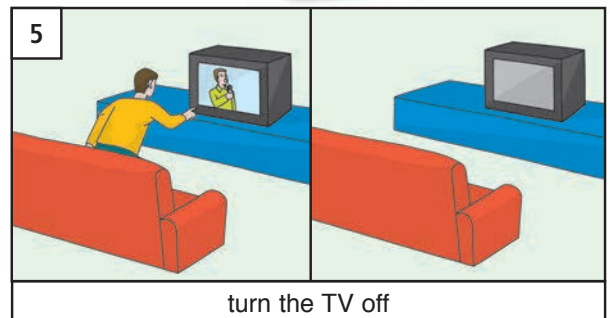

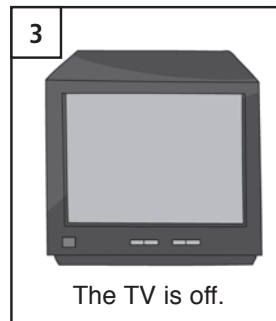
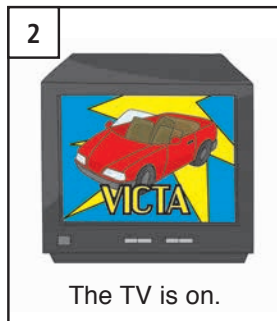
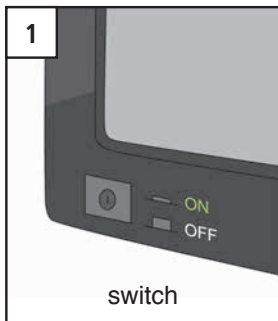
advertisement	disappointed	kettle	remote control	switch	wet
alone	fine	light	showers	temperature	windy
channel	fish	loud	soft	thermometer	
cloudy	foggy	news	snow	together	
cold	hope	printer	sport	visit	
comedy	hot	radio	storm	weather forecast	
computer	instead	rain	sunny	weather report	







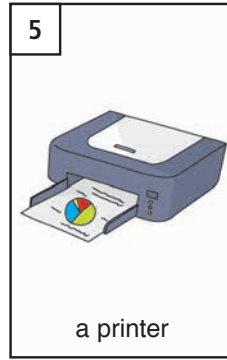
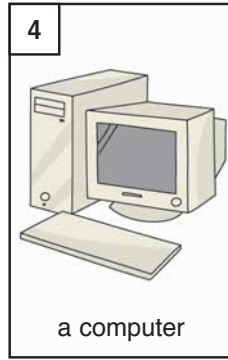
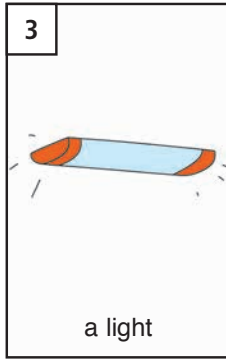
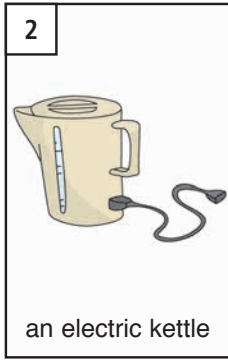
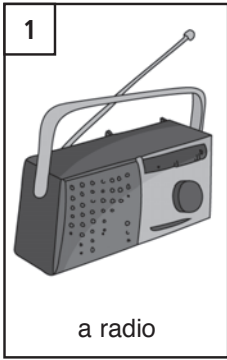
Here are some phrases you will learn to use:

turn on	turn up	I'd rather	a cloudy day	do the dishes
turn off	turn down	watch a movie	plane crash	









Here are some sentences you will practice:

Turn it up.	Can I help?
Tomorrow will be fine and sunny.	I hope it's a girl.
It's too wet to go to the park.	If we catch some fish we'll eat them for dinner.

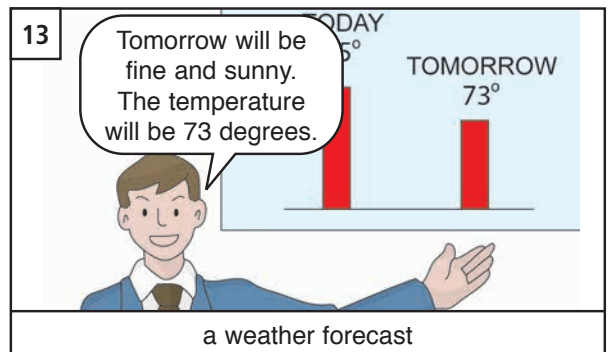

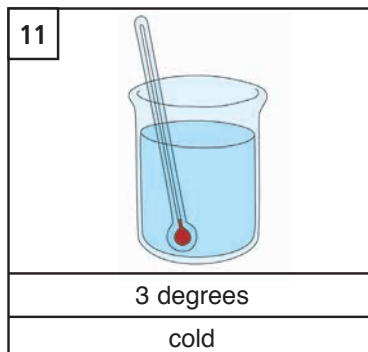
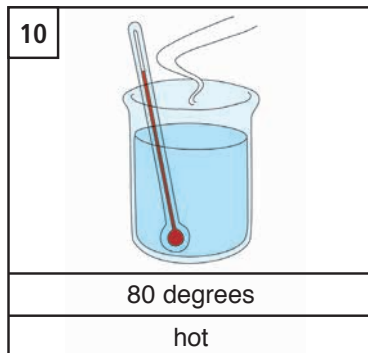
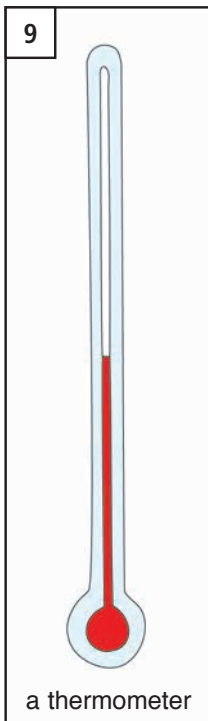






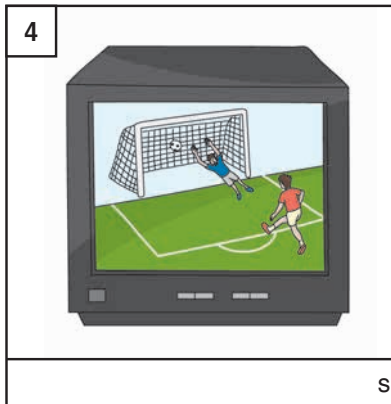
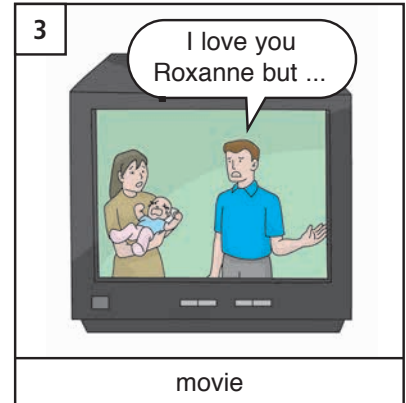



weather








temperature










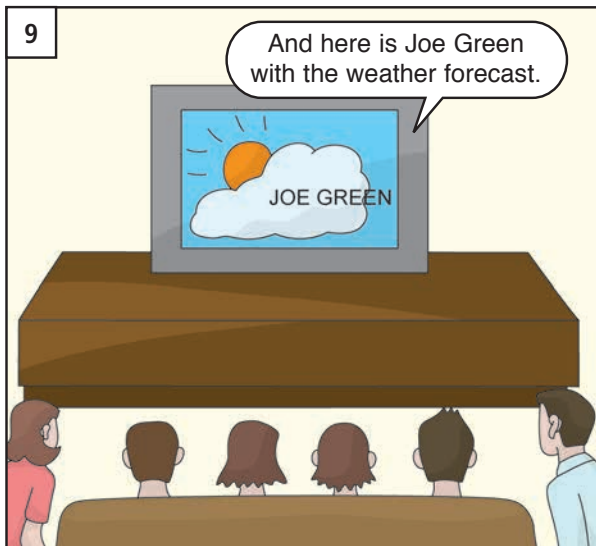

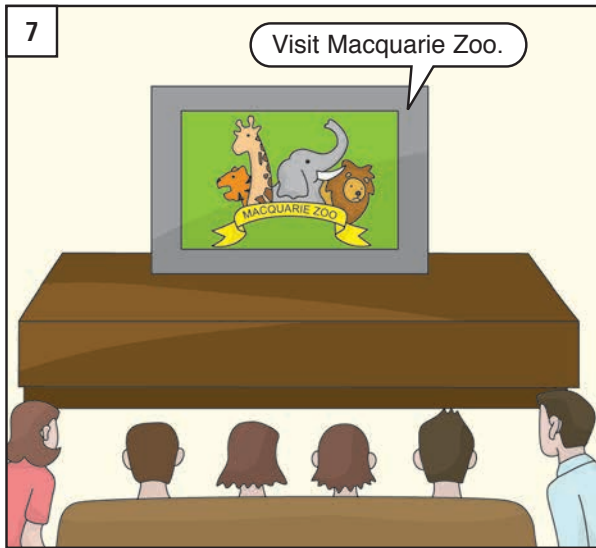
UNIT 6





The Bensons





UNIT 7: I'd like to see a doctor.

In this unit you will learn the following:

- How to seek clarification
- How to use public transport

Here are the words you will learn to use:

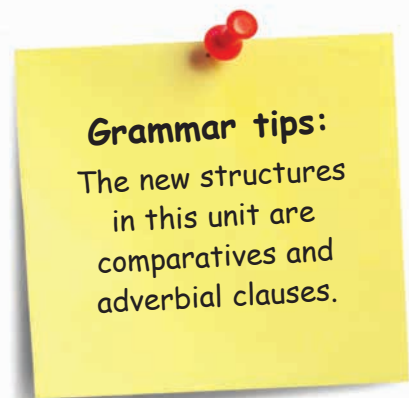

attendant	exit	hair	mascara	remember	timetable	waiting room
because	express	kiosk	newsagent	return	toilets	which
busy	eyelash	lipstick	platform	single	twin	
comb	face	lost property	powder	so	umbrella	
entry	forget	luggage	ready	ticket office	via	



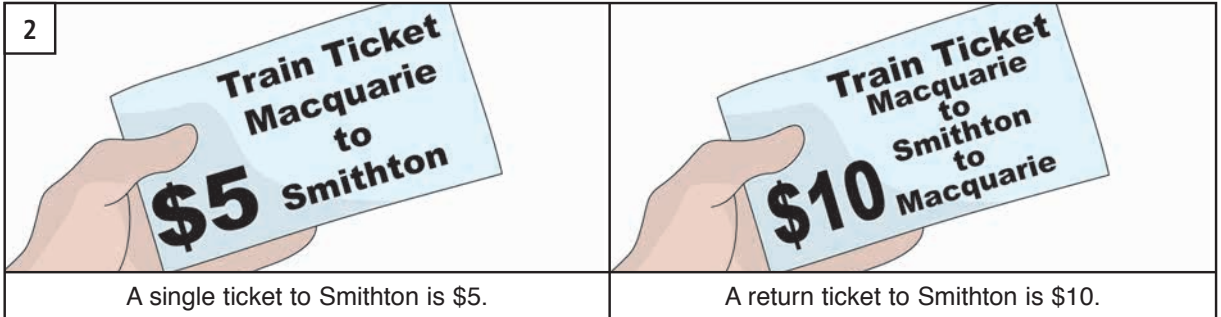

Here are some phrases you will learn to use:

Which one? Go away! Come back! Pick up Can you remember . . . ?


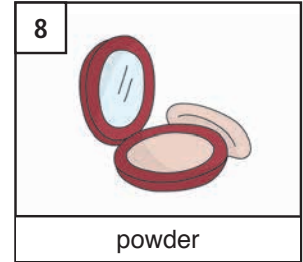
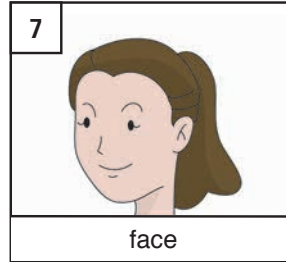

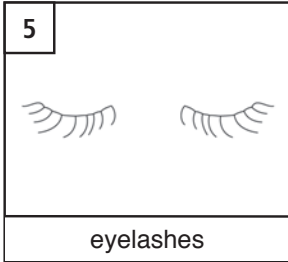
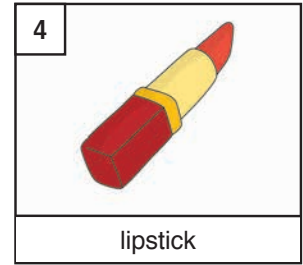
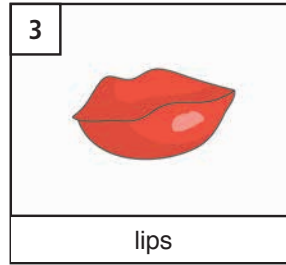
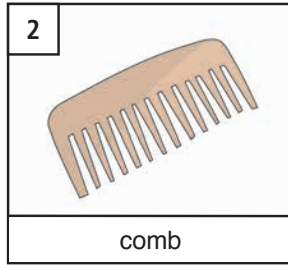
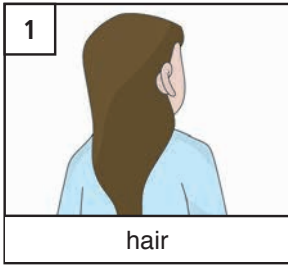
Here are some sentences you will practice:

Are you ready? I forget his name. I'm combing my hair.
You forgot your umbrella. Which one would you like, sir? I'm going to the dentist.











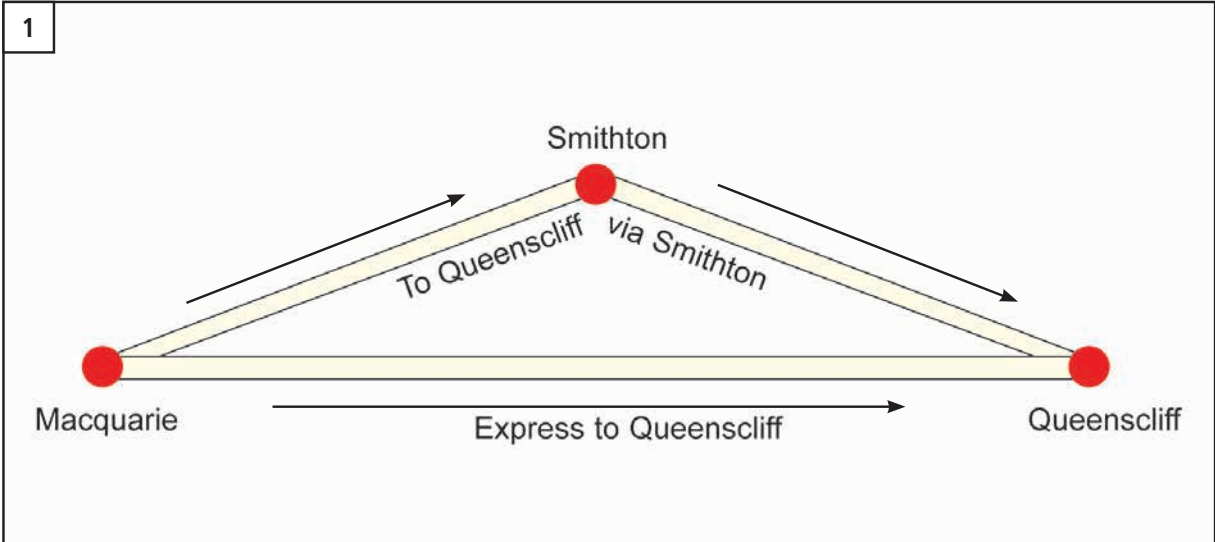
UNIT 7



I'd like to see a doctor.







The Bensons

1

Have you got your umbrella, Anne?

I don't need it. It's not going to rain.

It's Saturday and the Benson family is getting ready to go to the zoo.

2

Have you got your camera, Tom?

Yes, I've got it, Mom.

3

Are you ready to go, Sue?

Yes, I'm ready, Dad.

4

We have to go now. The train leaves in ten minutes.

5




The Bensons are going to the station.

6

Six to the zoo, please.

Return?

Yes, six returns to the zoo, please.



UNIT 8: Ten dollars extra.

In this unit you will learn the following:

- How to ask wh- questions
- How to say how long something takes

Here are the words you will learn to use:

antelope	finish	ice	lion	start	top	who
bottom	fur	join	operation	take	tour	why
branch	giraffe	kangaroo	pouch	tiger	what	zebra
elephant	hill	koala	seal	tree	when	
extra	how	leaf	separate	trunk	where	

Here are some phrases you will learn to use:

at the top of at the bottom of

Here are some sentences you will practice:

The meeting starts at one o'clock.

Who's coming?

When is she coming?

The operation took five hours.


How is she coming?

Why is she coming?

When will you finish?

Where is she coming from?

What will we eat?



Grammar tips:
The new structures in this unit are open-ended questions and more prepositions.

2

Meeting:
1 p.m. - 2 p.m.

The meeting starts at one o'clock and finishes at two o'clock.

The meeting takes an hour.

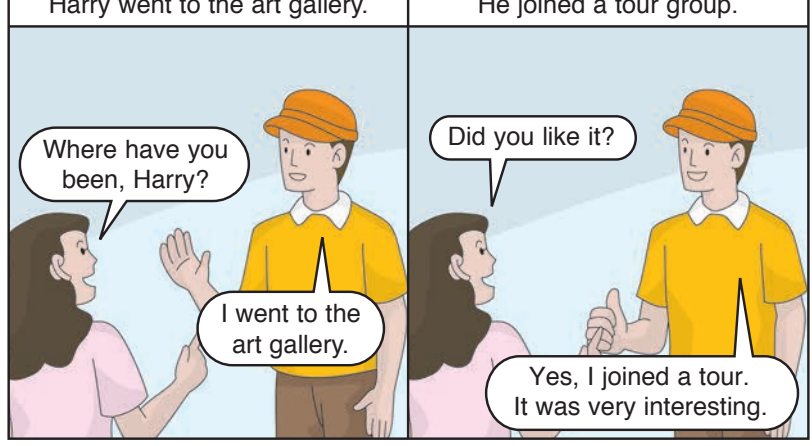

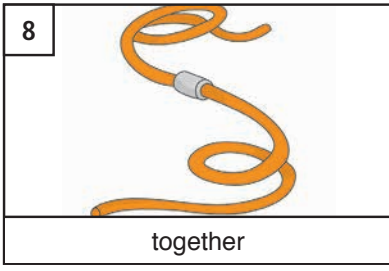
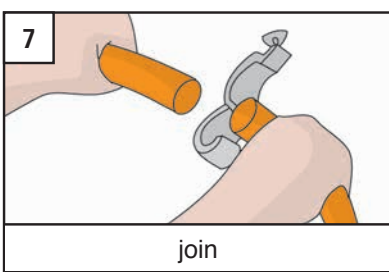
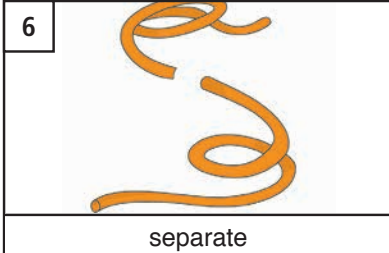

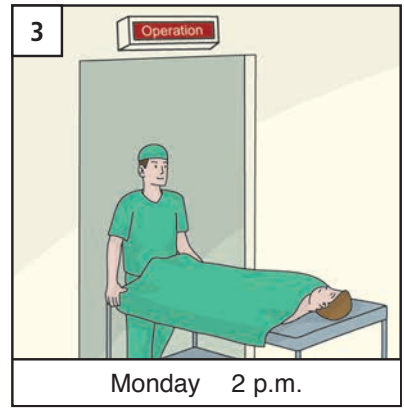
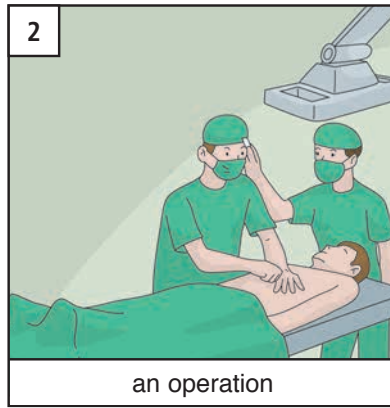
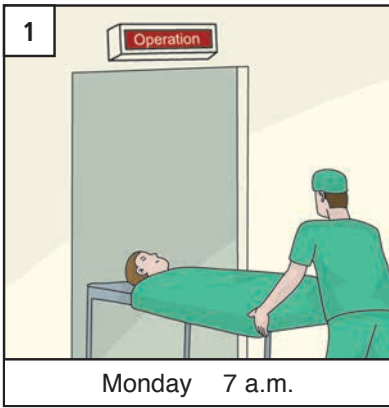
3





DEPART TOKYO 11 A.M.
ARRIVE SYDNEY 7 P.M.


The flight at eleven o'clock and at seven o'clock.

DEPART TOKYO 11 A.M.
ARRIVE SYDNEY 7 P.M.


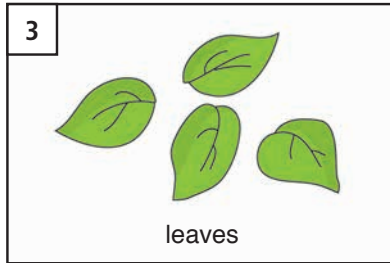
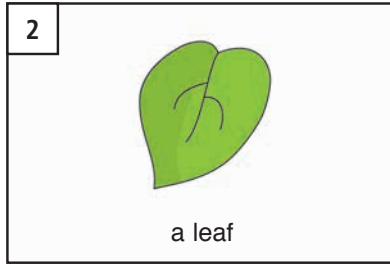
The flight takes eight hours.











UNIT 8










The Bensons



The Bensons are at the Zoo with Kim and Sue.





UNIT 9: Where is Sue?

In this unit you will learn the following:

- How to give a location
- How to express possibility

Here are the words you will learn to use:

around	closed	further	maybe	possibly	sit	wardrobe
behind	crawl	horse	might	probably	stand	
beside	far	hotel lobby	on	race	under	
boxer	fight	jockey	open	room service	vending machine	
close	fly	lie	over	run	walk	

Here are some phrases you will learn to use:




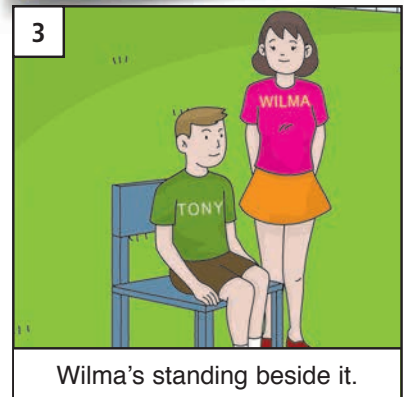

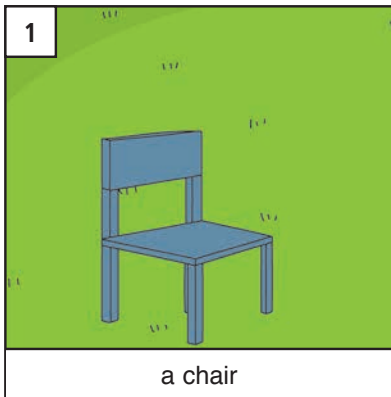
too loud not big enough in front of








Here are some sentences you will practice:

He might jump over it. Maybe the restaurant is still open.
Where's my pen? There's probably a restaurant open
Tony's sitting on it. around here somewhere.







Grammar tips:

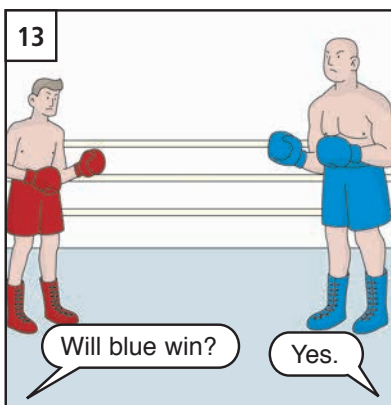
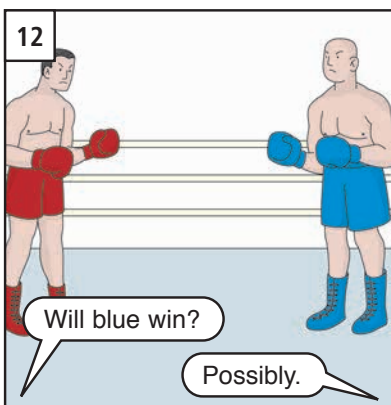
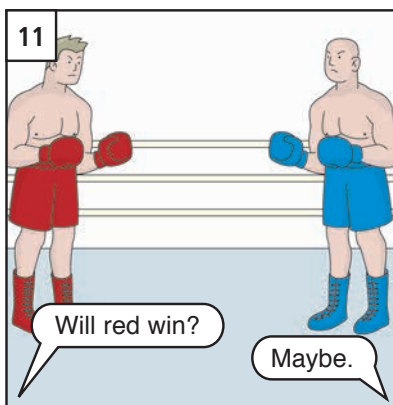
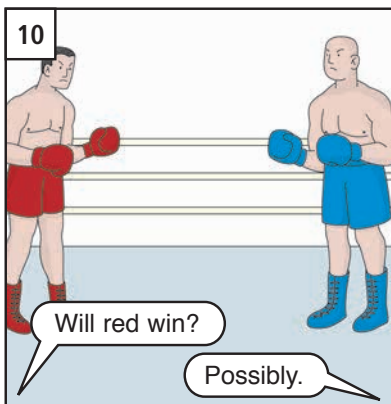
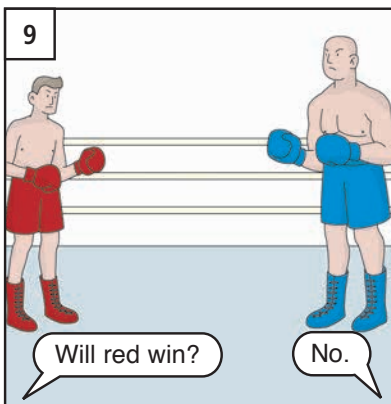



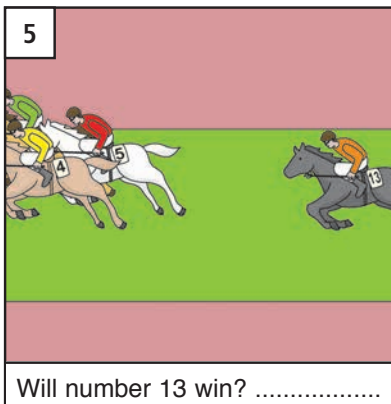


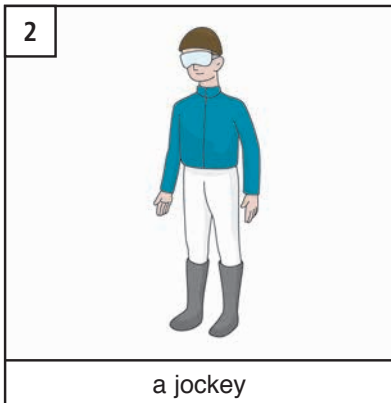
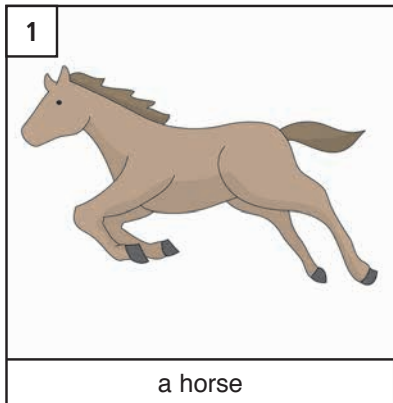
The new structures in this unit are adverbs of probability and more prepositions.






UNIT 9







a vending machine




a hotel lobby









room service





reception





<p>1</p> 		
<p>It's a big car.</p>	<p>It's too big.</p>	<p>It's not big enough.</p>






<p>2</p> 		
<p>It's a small car.</p>	<p>It's too small.</p>	<p>It's not small enough.</p>





<p>3</p> 	 <p>It's too loud.</p>	
<p>It's loud music.</p>		<p>It's not loud enough.</p>

<p>4</p> 	
<p>close together</p>	<p>closer together</p>

<p>5</p> 	
<p>far apart</p>	<p>further apart</p>


The Bensons






UNIT 10: Revision and extension

1




radio
.....

2



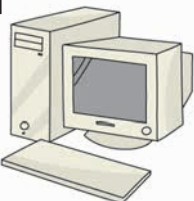
.....

3




.....

4



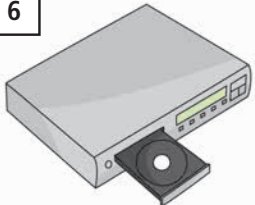
.....

5




.....

6



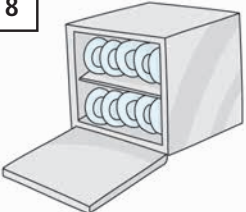
.....

7




.....

8




.....

9




.....

10




.....

11




.....

12




.....

13



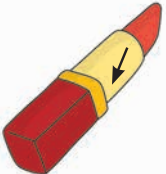
.....

14




.....

15



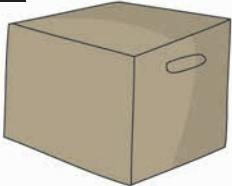
.....

16




.....

17




.....

18



.....

19



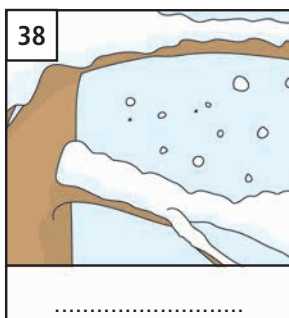




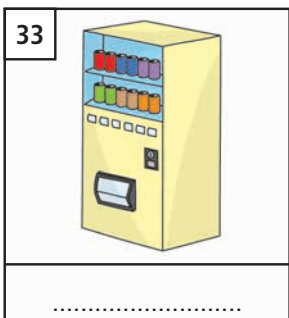
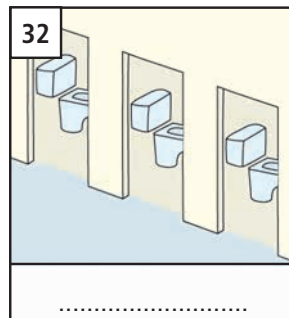
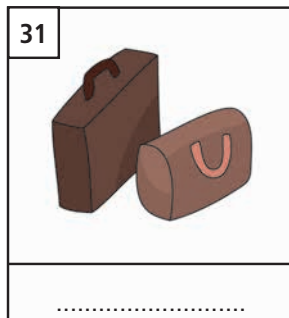

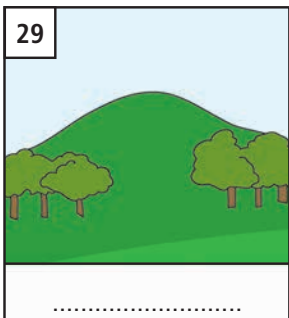






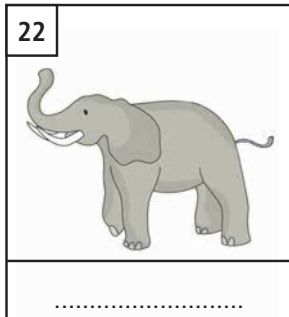



.....

20



.....



UNIT 10

A

- | | |
|--|------------------------|
| 1. I'd rather watch TV than go swimming. | a. Single or return? |
| 2. Can I help with the dishes? | b. Almost. |
| 3. Have you got your suitcase? | c. So would I. |
| 4. Are you ready to go? | d. Yes, I have. |
| 5. Two to the airport, please. | e. No, it's all right. |

B

- | | |
|---------------------------------|-------------------------------------|
| 1. Where's the camera? | a. At a quarter past two. |
| 2. I never watch TV. | b. I've got it. |
| 3. Why did you buy a new house? | c. Beside the entrance. |
| 4. What time are we leaving? | d. I didn't know that. |
| 5. Where are the toilets? | e. Because we needed more bedrooms. |

C

- | | |
|------------------------------|-----------------------|
| 1. Do you watch sport on TV? | a. I'll turn it down. |
| 2. When does the news start? | b. I forgot them. |
| 3. The radio's too loud. | c. Six o'clock. |
| 4. Can you turn the TV off ? | d. Sometimes. |
| 5. Where are the tickets? | e. Sure. |

D

- | | |
|----------------------------------|------------------------------------|
| 1. What channel's the movie on? | a. At one thirty. |
| 2. Can you turn the printer off? | b. This one. |
| 3. We'd like to join a tour. | c. That'll be twelve dollars each. |
| 4. When does the tour finish? | d. Channel seven. |
| 5. Which video would you like? | e. Where's the switch? |

in channel open about where beside on



without

might

rather


instead

down

enough

like

so



does take open extra start from tours before

1

The Jameson Art Gallery. Colin speaking.

Good morning. When is the gallery

2

The gallery's open nine a.m. to four thirty from Monday to Saturday. It's closed on Sundays.

Thanks. And how much it cost?

3

Seven dollars.

Do you have

4

They're an three dollars.

When do they and how long do they take?

5

There are two tours. They two hours and start at nine thirty and one thirty. You need to arrive about fifteen minutes the start.

6

Thanks.

UNIT 10

get




When


arriving

finish

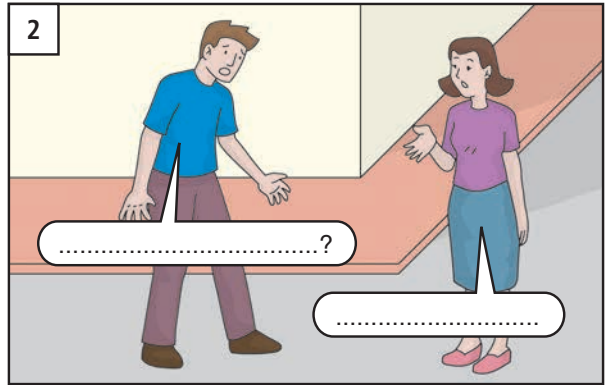
Where

Why





- > want watch to TV you Do
- > rather I'd a book read




- > wallet Where's my
- > forgot Maybe it you




- > to city Three the please
- > two each dollars That's



- > is Where telephone the
- > reception Beside




- > I watching sport like
- > So I do




- > start does When the movie
- > news the After

UNIT 10



- > late you Why are
- > wrong went the restaurant I to



- > buy suitcase we Can a new
- > enough we got Have money




- > taxi get Where I a can
- > hotel the of front In



- > a tour join like to I'd
- > tour next starts The nine o'clock at



- > would see you like movie Which to
- > one This



- > video do that Why you want
- > It be might interesting.

Answers to Unit 10

Unit 10, page 86

- | | | | | |
|-------------|---------------|-----------------|---------------|-----------|
| 1. radio | 5. printer | 9. kiosk | 13. comb | 17. box |
| 2. kettle | 6. CD player | 10. timetable | 14. mascara | 18. lion |
| 3. light | 7. video | 11. thermometer | 15. lipstick | 19. tiger |
| 4. computer | 8. dishwasher | 12. umbrella | 16. eyelashes | 20. koala |

Unit 10, page 87

- | | | | | |
|--------------|------------|-------------|---------------------|----------------|
| 21. giraffe | 25. seal | 29. hill | 33. vending machine | 37. rain |
| 22. elephant | 26. trunk | 30. sunny | 34. chair | 38. snow |
| 23. kangaroo | 27. branch | 31. luggage | 35. cloudy | 39. horse |
| 24. zebra | 28. leaf | 32. toilets | 36. windy | 40. horse race |

Unit 10, page 88

- A. 1c 2e 3d 4b 5a B. 1b 2d 3e 4a 5c C. 1d 2c 3a 4e 5b D. 1d 2e 3c 4a 5b

Unit 10, page 89

1. channel, where 2. beside, about 3. on 4. in, open

Unit 10, page 90

1. like 2. enough 3. down 4. rather, might 5. so 7. without 8. instead

Unit 10, page 92

1. open 2. from, does 3. tours 4. extra, start 5. take, before

Unit 5, page 50

1. Where 2. Why 3. get 4. When 5. finish 6. arriving

Unit 10, page 93

- Do you want to watch TV?
I'd rather read a book.
- Where's my wallet?
Maybe you forgot it.
- Three to the city please.
That's two dollars each.
- Where is the telephone?
Beside reception.
- I like watching sport.
So do I.
- When does the movie start?
After the news.

Unit 10, page 94

- Why are you late?
I went to the wrong restaurant.
- Can we buy a new suitcase?
Have we got enough money?
- Where can I get a taxi?
In front of the hotel.
- I'd like to join a tour.
The next tour starts at nine o'clock.
- Which movie would you like to see?
This one.
- Why do you want that video?
It might be interesting.

UNIT 11: I'm wearing one, too.

In this unit you will learn the following:

- How to talk about clothes
- How to say what's wrong with something

Here are the words you will learn to use:

bottom drawer	creased	hat	jumper	skirt	tie	work
bra	dirty	herself	mark	socks	top drawer	worried
burnt	dress	himself	myself	stockings	torn	yourself
chest of drawers	dresser	hole	ourselves	suit	trousers	yourselves
clean	either	jacket	pants	themselves	wardrobe	
coat	fall	jeans	shirt	tee shirt	wear	

Here are some phrases you will learn to use:

might be must be in case doesn't work

Here are some sentences you will practice:

She's dressing herself. There's a hole in it.
 Did you hurt yourself? I'm not wearing any either.
 That must be Mr Ross. I'm wearing a hat.

Grammar tips:

The new structures in this unit are reflexive pronouns, modals of deduction and adverbs of agreement.

1

1992: Come here Anna, and I'll dress you.
 Where's Mom?
 She's dressing Anna.

1996: Anna, go and dress yourself.


2

1992: Where's Anna?
 She's in her bedroom. She's dressing herself.


1996: Anna, where are you?
 I'm in my bedroom. I'm dressing myself.

3

We're dressing ourselves.
 They're dressing themselves.




1



It's clean.

2




It's dirty.

3



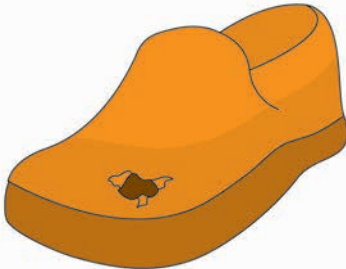
It's torn.

4



It's burnt.

5



There's a hole in it.

6



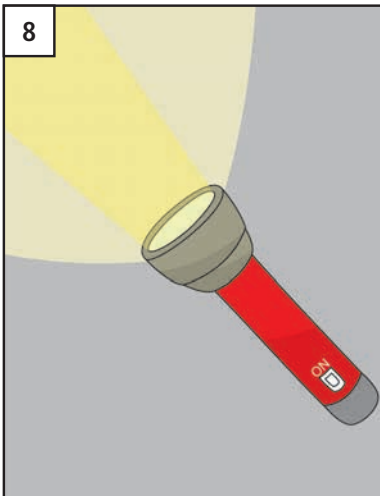
There's a mark on it.

7



They're creased.

8




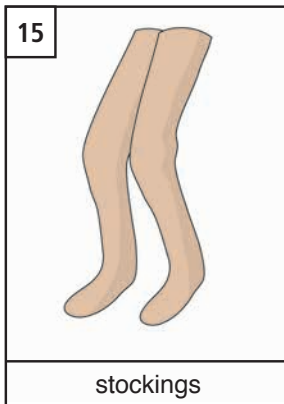
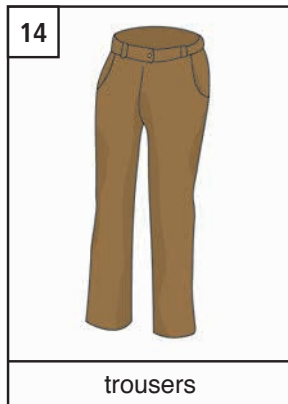
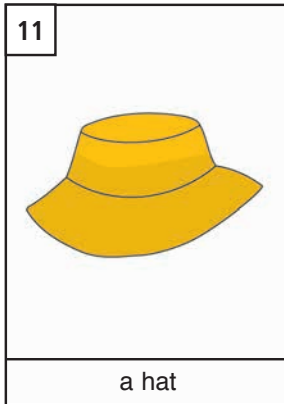
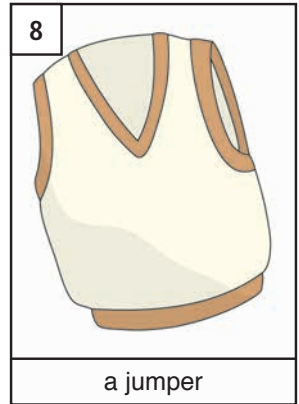
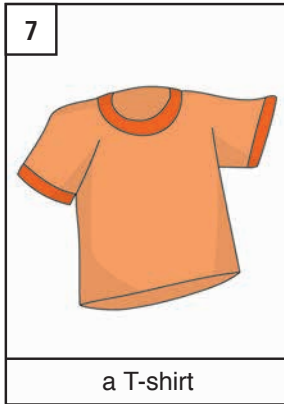
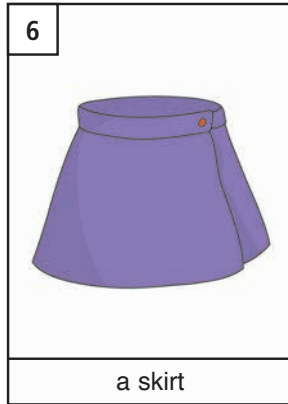
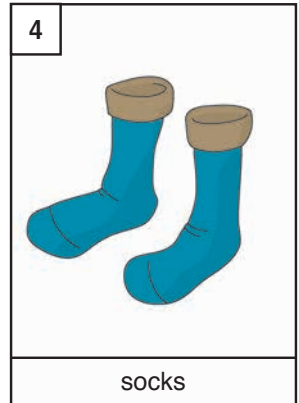
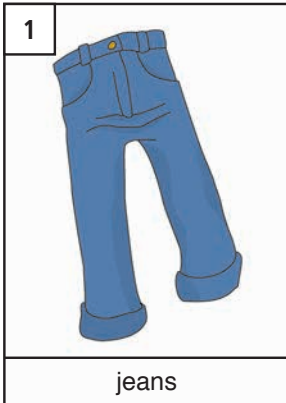
It works.


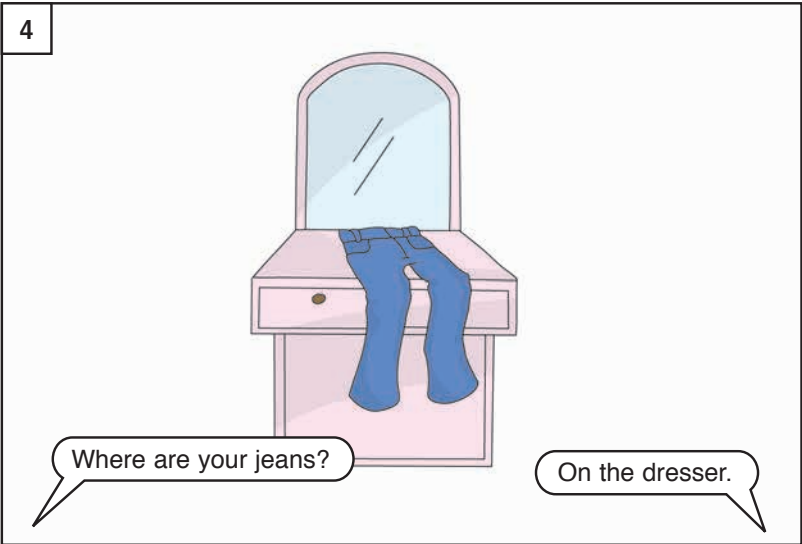
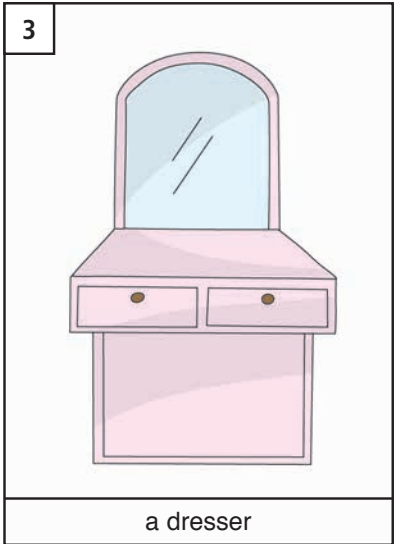

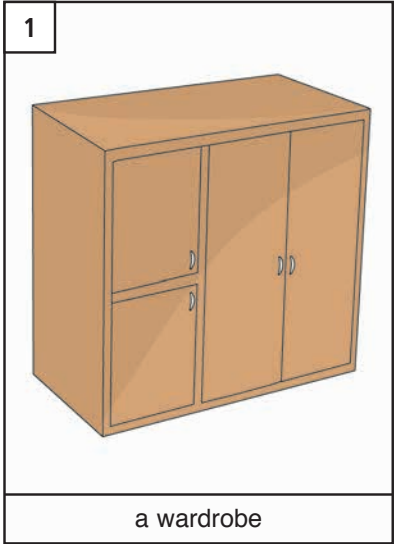
9

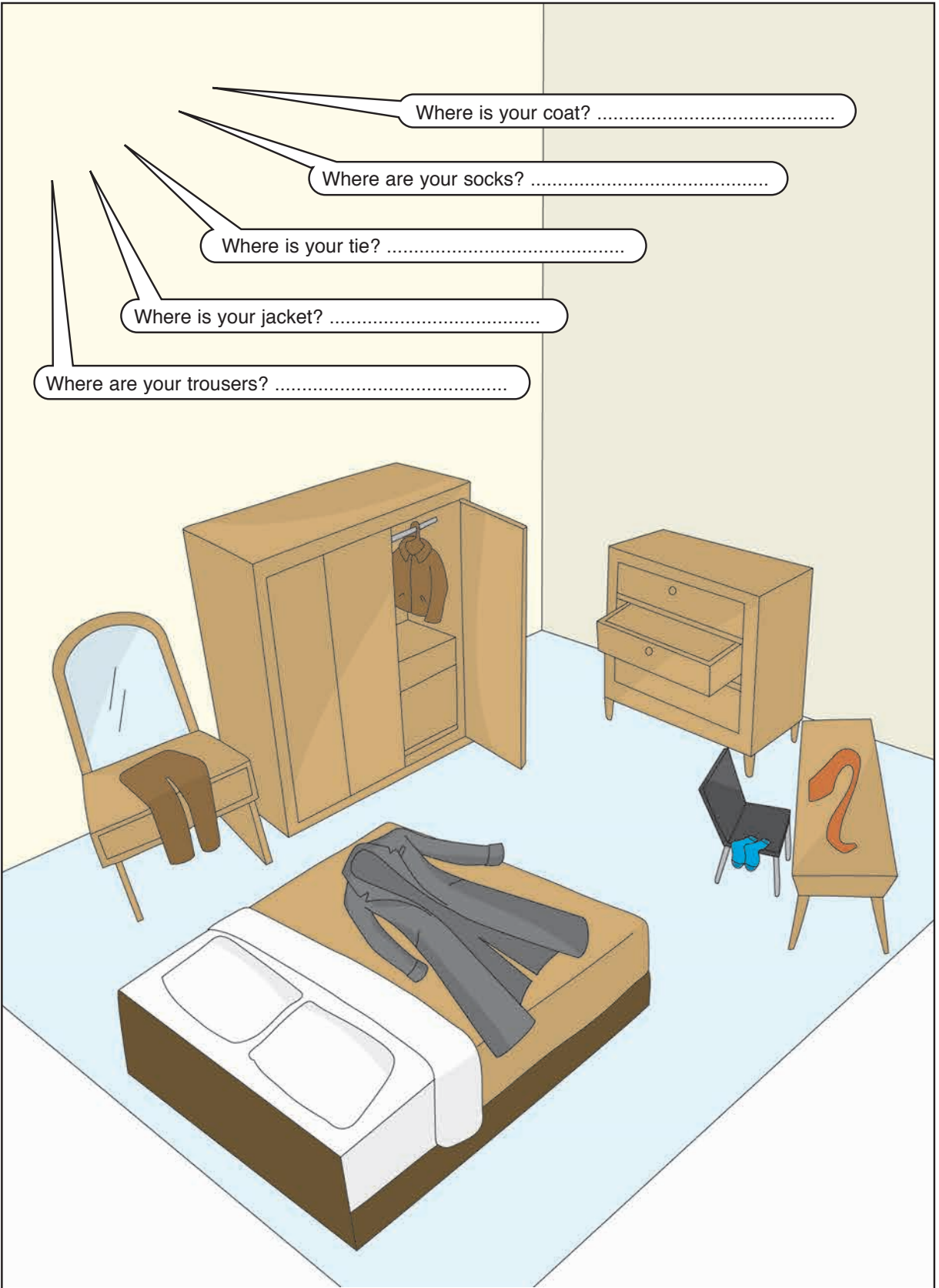


It doesn't work.

UNIT 11














The Bensons





UNIT 12: You'd better go to the dentist.

In this unit you will learn the following:

- How to give advice
- How to compare things with each other

Here are the words you will learn to use:

bench	happy	room	unhappy
comfortable	hurry	safe	unpack
dentist	motorbike	truck	unsafe
done up	move	uncomfortable	x-ray
fix	pack	undone	

Here are some phrases you will learn to use:



you'd better you should good idea have it . . . -ed




Here are some sentences you will practice:

I've got a toothache. I'll have it fixed.
You'd better take an umbrella. Can you move your arm?
We'd better have it checked? A truck is safer than a motorbike.

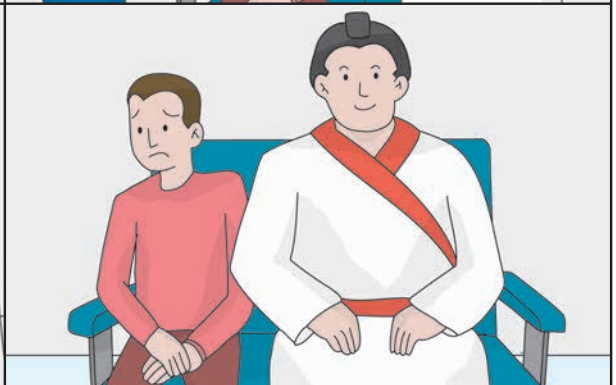





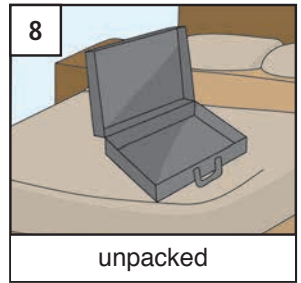
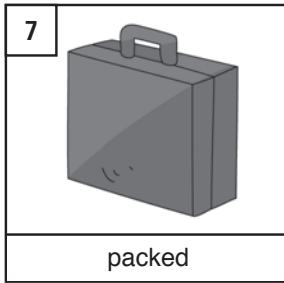
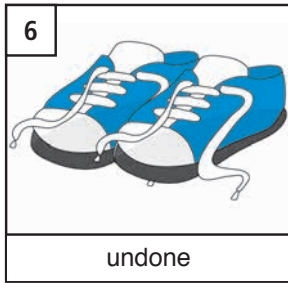
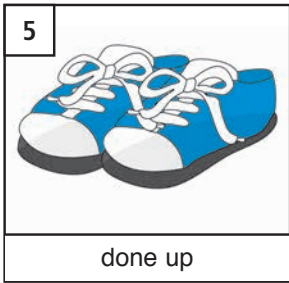
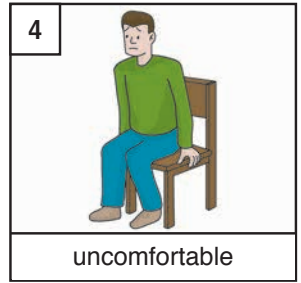
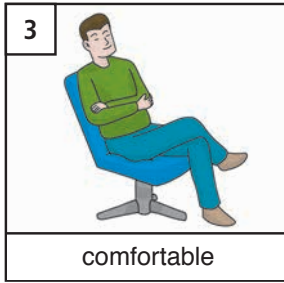


Grammar tips:

The new structures in this unit are causatives, comparatives and adjectives with un- .





UNIT 12



1



a sofa

2




a bench

3



A sofa is more comfortable than a bench.

4




a coat

5




a T-shirt

6




A coat is warmer than a T-shirt.

7



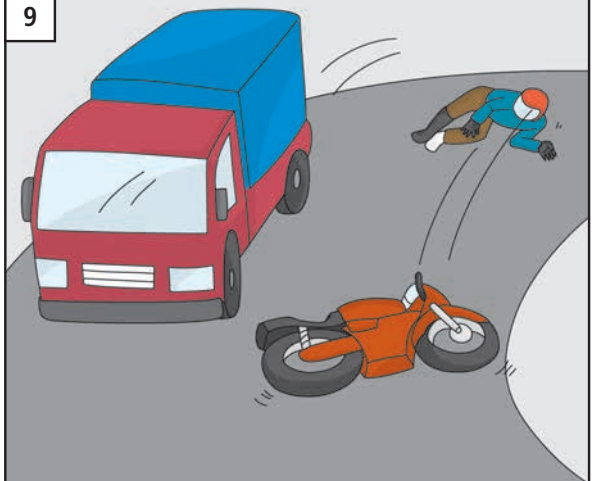
a truck

8





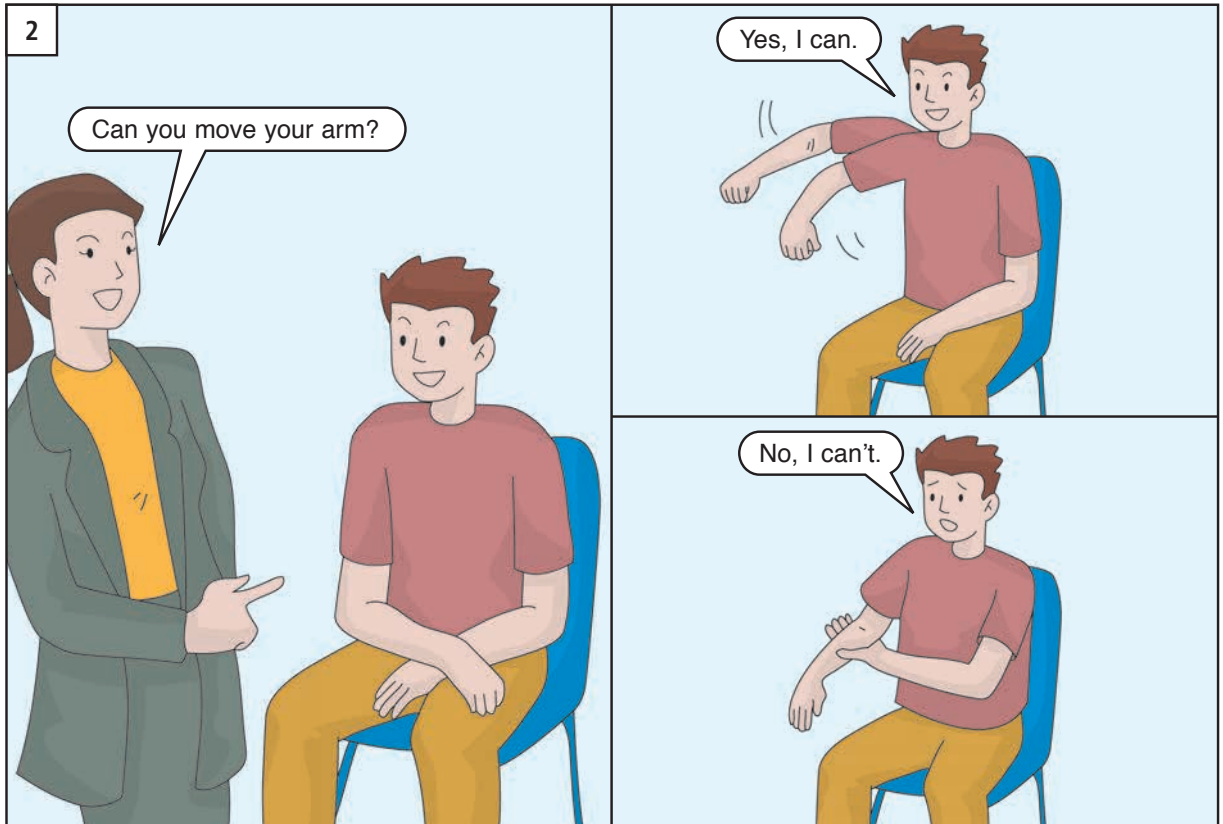

a motorbike

9






A truck is safer than a motorbike.





The Bensons





UNIT 13: I was having breakfast when the phone rang.

In this unit you will learn the following:

- How to describe medical problems
- How to describe interrupted events
- How to make recommendations

Here are the words you will learn to use:

arm	bruised	cough	eye	knee	rash	swollen
band aid	careful	crutches	few	medicine	rest	tablet
bandage	careless	cut	finger	mouth	scratch	thumb
birthday	caution	danger	hair	nose	show	tongue
bite	chest	exercise	itchy	prescription	soon	until

Here are some phrases you will learn to use:

take off put on stay in bed stop smoking

Here are some sentences you will practice:

You should take off your jacket. You should stop smoking.
 I was having breakfast when the phone rang. Show him your ticket.
 You need more exercise. I burnt my arm.
 You can't go until your bedroom is tidy.

Grammar tips:

The new structures in this unit are modals of obligation and interrupted past.

1 I was having breakfast when the phone rang.



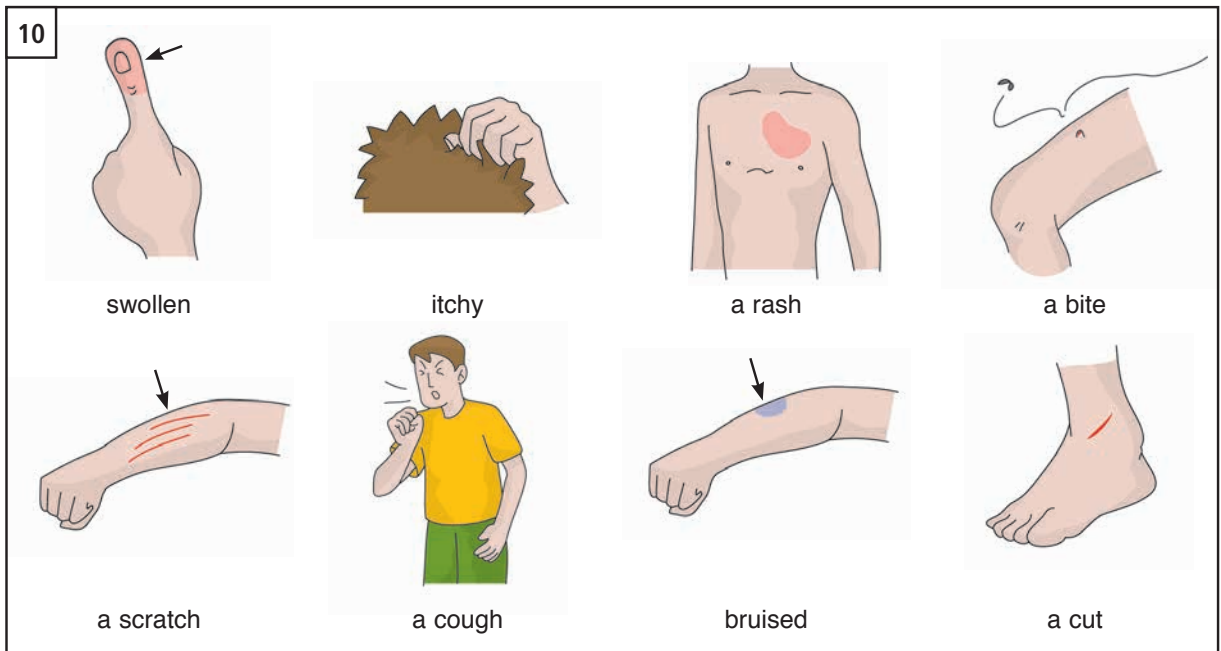
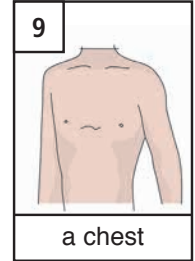
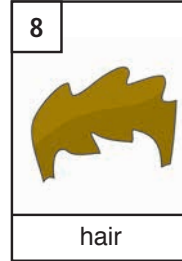
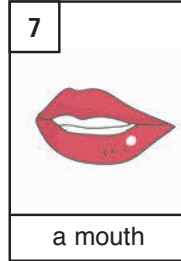
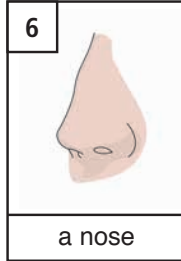
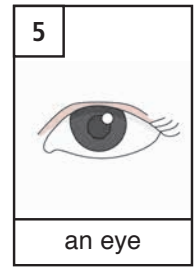
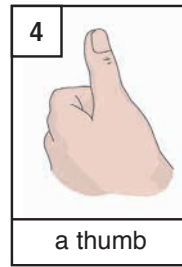
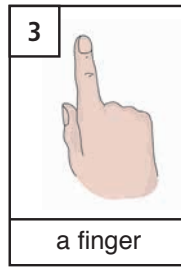
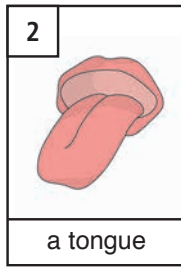
2 It was my mother. I was talking to her when the doorbell rang.



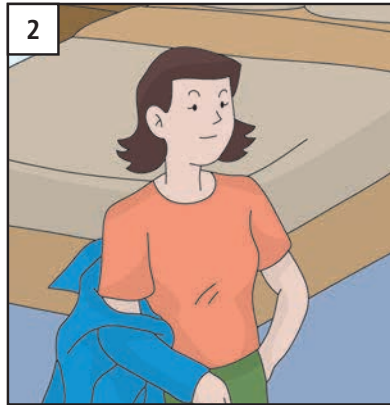
3 It was my father. I was talking to my father at the front door when the postman came and gave me a letter.

4 It was from my brother. I was reading the letter from my brother when my cell phone rang.

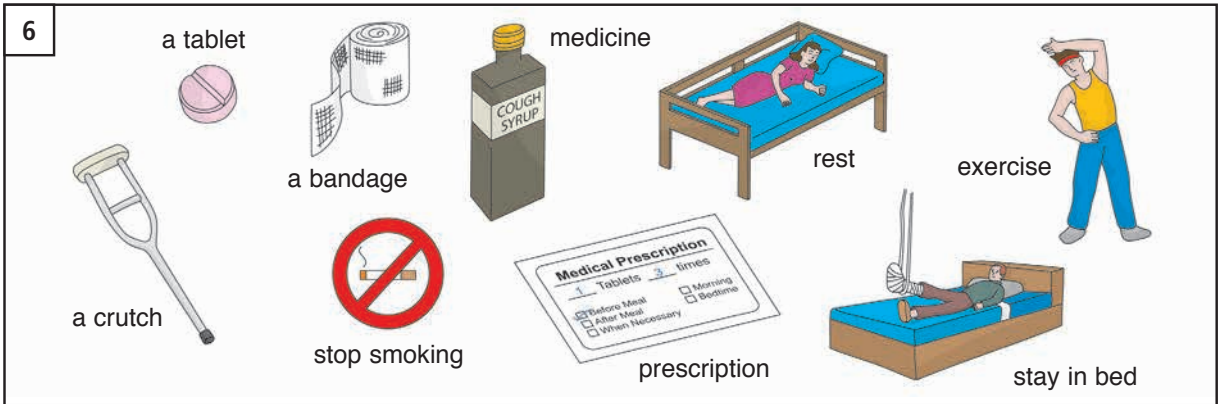
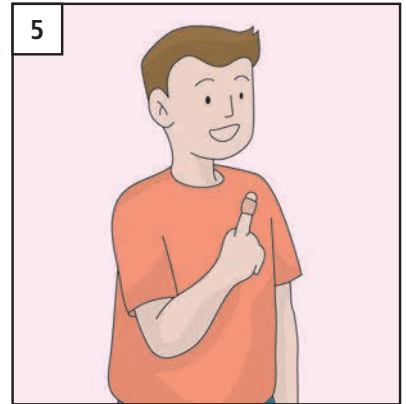
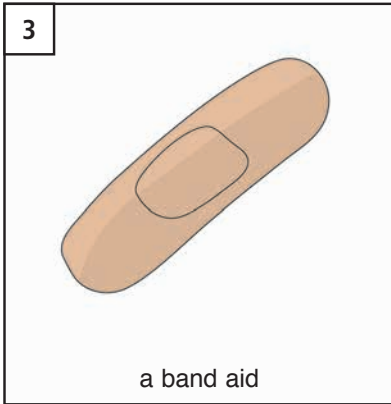


5 It was my sister.




6 They all said "Happy birthday!"



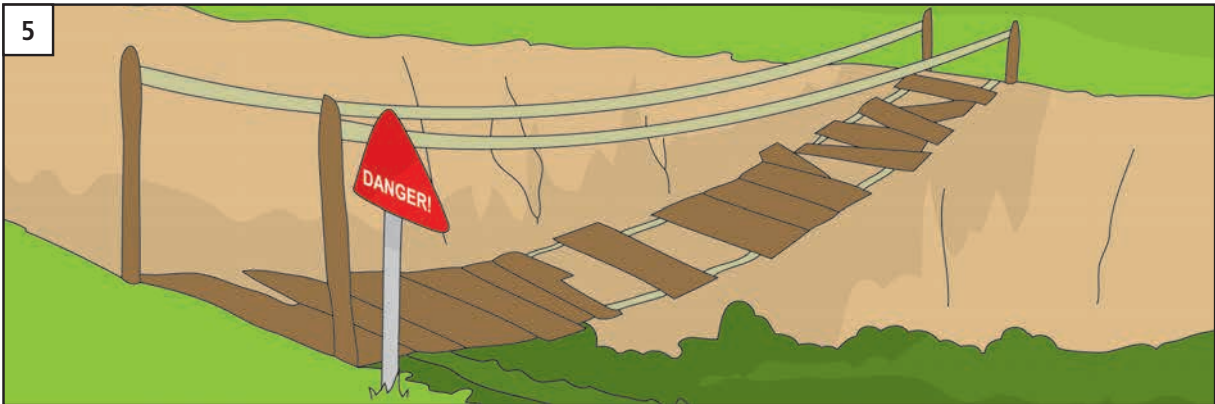




I was having breakfast when the phone rang.





I was having breakfast when the phone rang.



The Bensons

1

How can I help you?

I fell and hurt my leg.

Sue has fallen at the zoo and hurt her leg. She is at the hospital.

2

Tell me how it happened.

I was at the zoo with my family when I fell.

Sue has fallen at the zoo and hurt her leg. She is at the hospital.

3

I'd better have a look at it. Show me where it hurts.

Here.

Sue has fallen at the zoo and hurt her leg. She is at the hospital.

4

Does it hurt when you walk?

Yes.

Sue has fallen at the zoo and hurt her leg. She is at the hospital.

5

Does it hurt here?





Yes, it does.

Sue has fallen at the zoo and hurt her leg. She is at the hospital.

6

It's swollen and bruised but I don't think it's broken. I'll put a bandage on it and you'd better rest for a few days.

Sue has fallen at the zoo and hurt her leg. She is at the hospital.



UNIT 14: Do you have a receipt?

In this unit you will learn the following:

- How to buy or rent things
- How to talk about size
- How to talk about distance

Here are the words you will learn to use:

battery	distance	handbag	lights	plus	sign
borrow	drill	height	long	point	signature
car rental firm	driver's license	high	limit	receipt	unlimited
centimeter	equals	include	meter	refund	wheel
check	exchange	insurance (company)	minus	registration number	wide
damage	far	kilometer	mirror	rent	width
deposit	form	lend	panel beater	saw	windsurfer
discount	hammer	length	percent	scarf	

Here are some phrases you will learn to use:

for sale total price divided by multiplied by I'm afraid fill out


Here are some sentences you will practice:

Can I borrow your saw, please? You need a ten percent deposit. How far is Meltone?
 Could I have a receipt, please? Eight divided by four equals two.
 Can I have a refund, please? Does that include ten percent discount?



Grammar tips:
 The new structures in this unit are mathematical relationships and prediction with 'will'.

Alan was sawing some wood when his saw broke. He went next door to borrow Jeff's saw. Jeff agreed and gave Alan the saw. Alan finished sawing the wood and brought the saw back to Jeff.



1	+	-	X	÷	=	%	.
	plus	minus	multiplied by	divided by	equals	percent	point

2

Eight plus four equals twelve.

$$8 + 4 = 12$$

3

Eight minus four equals four.

$$8 - 4 = 4$$

4

Eight multiplied by four equals thirty-two.

$$8 \times 4 = 32$$

5

Eight divided by four equals two.

$$8 \div 4 = 2$$

6

Fifty percent of eight equals four.

$$50\% \text{ of } 8 = 4$$

7

Twenty five percent of ten equals two point five.

$$25\% \text{ of } 10 = 2.5$$

8

a battery

9

Total price \$8

10

Total price \$9

11

I'll take these.

That's \$100, please.

10% Discount Today

No. I'm sorry. I forgot.

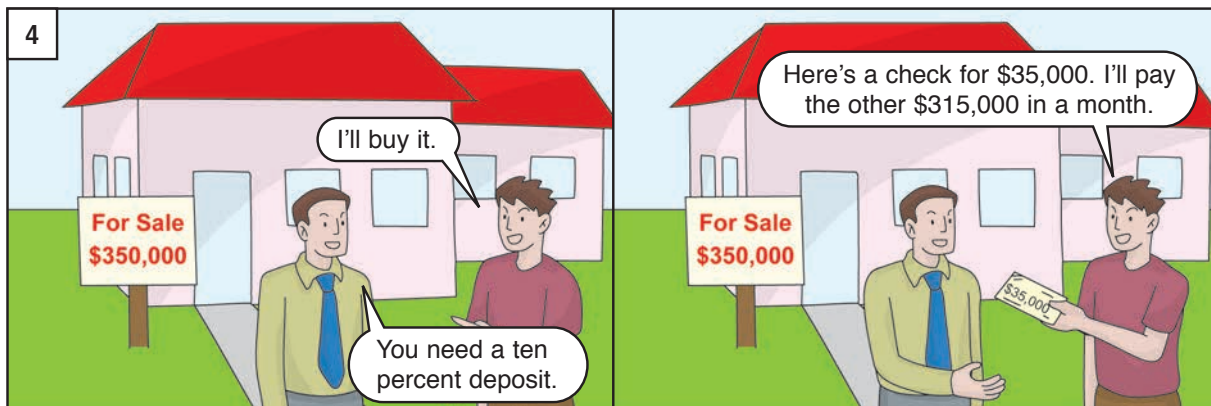


Does that include 10% discount?




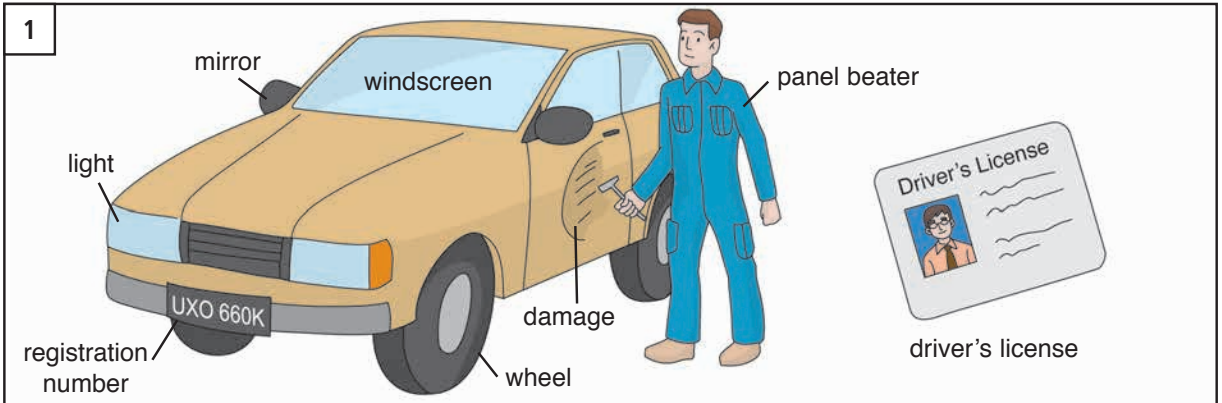
10% Discount Today







So it's \$100 minus \$10. The total price is \$90.

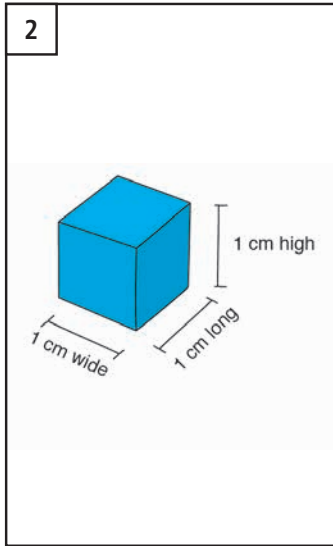
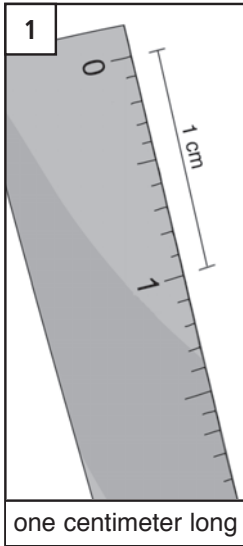
Thank you.

10% Discount Today









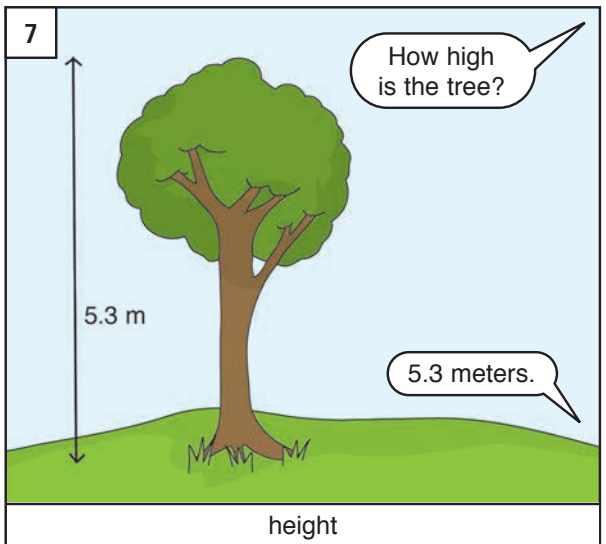
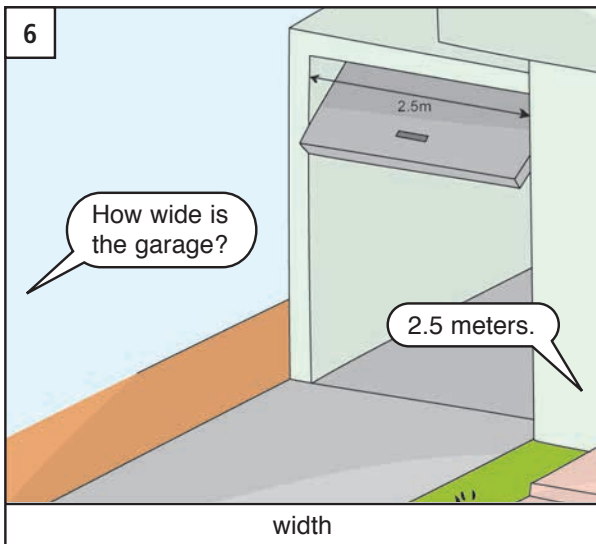
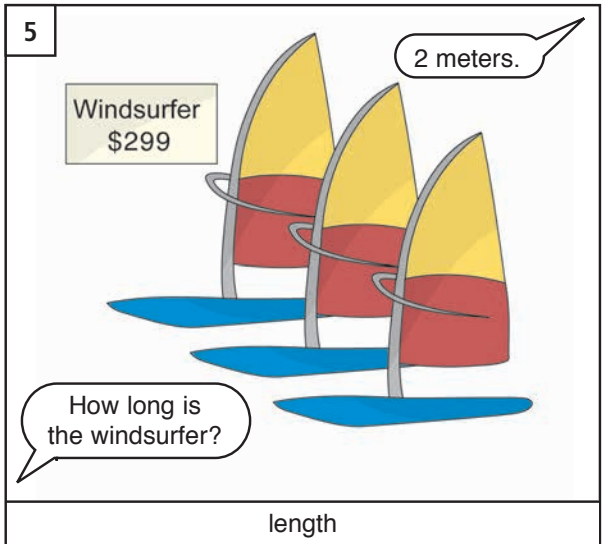
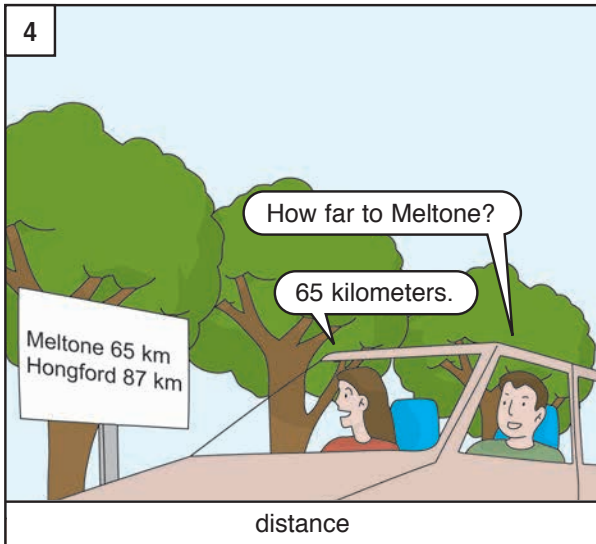
3

One centimeter multiplied by a hundred equals one meter.

$1 \text{ cm} \times 100 = 1 \text{ m}$






$1 \text{ m} \times 1000 = 1 \text{ km}$



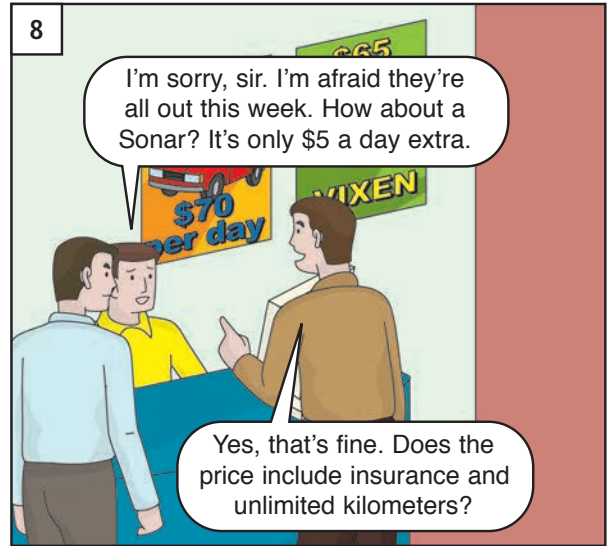

One meter multiplied by a thousand equals one kilometer.






The Bensons





UNIT 15: Revision and extension


1



wardrobe


.....

2




.....

3




.....

4




.....

5




.....

6




.....

7



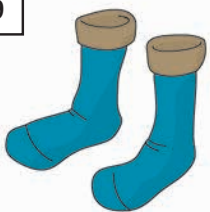
.....

8




.....

9



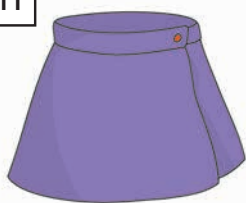
.....

10



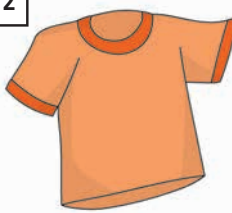
.....

11




.....

12




.....

13




.....

14




.....

15




.....

16




.....

17




.....

18




.....

19

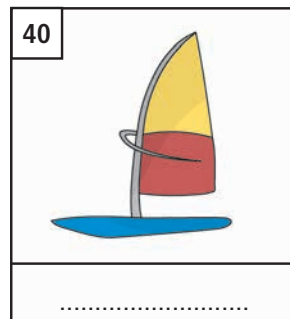
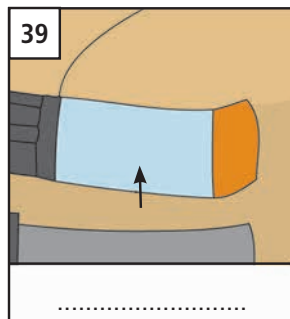
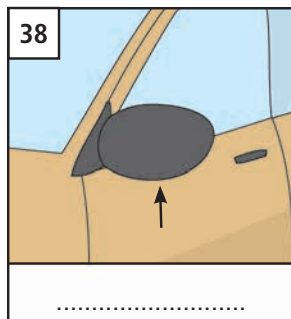
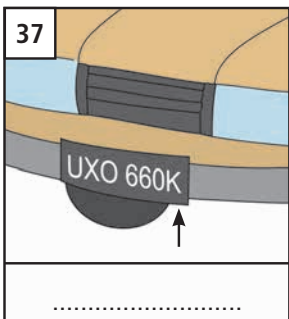

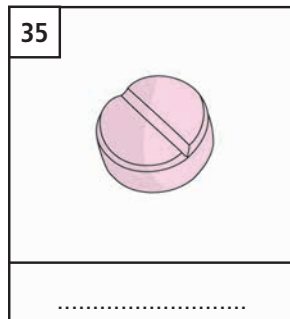
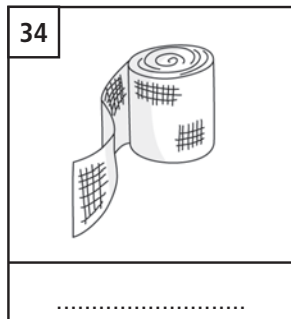
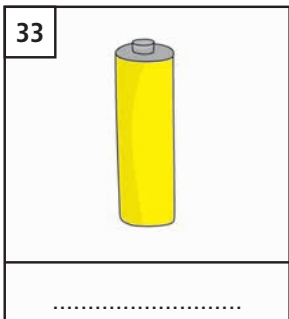
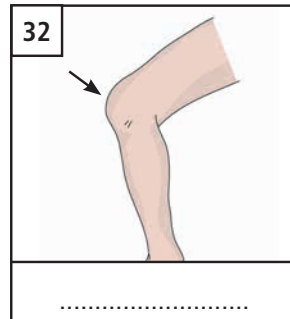

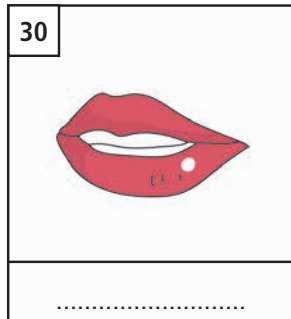
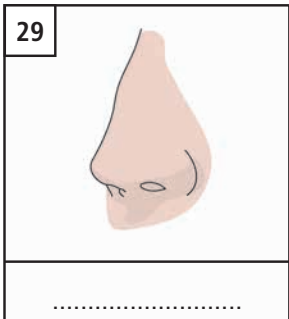
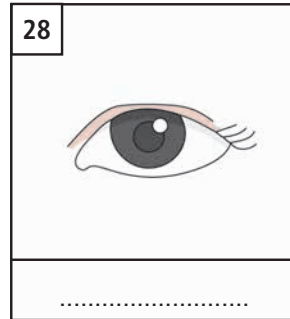
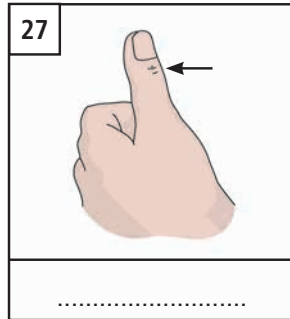
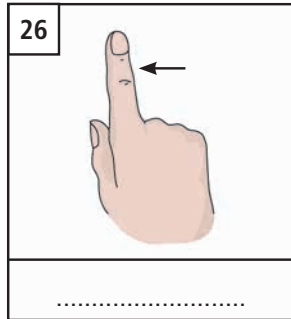
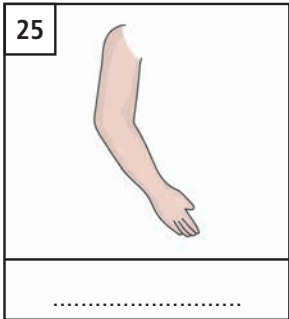
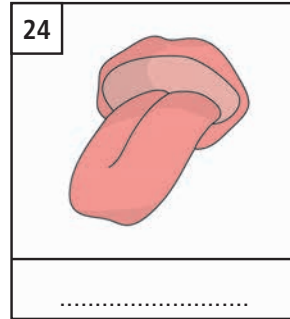

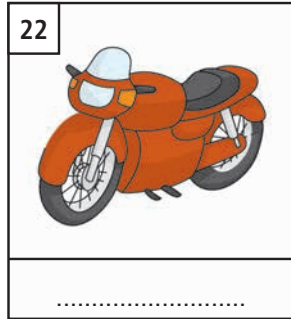


.....

20



.....



UNIT 15

A

- | | |
|-------------------------|--------------------------------|
| 1. What's the matter? | a. You'd better have it fixed. |
| 2. Does it hurt? | b. Good idea. |
| 3. Where's my T-shirt? | c. Yes, it does. |
| 4. We'd better go home. | d. In the top drawer. |
| 5. My watch is broken. | e. I hurt myself. |

B

- | | |
|------------------------------------|-----------------------------|
| 1. What's the problem? | a. You should get a refund. |
| 2. I've got a bad cough. | b. OK. |
| 3. Will the bus come soon? | c. You should stop smoking. |
| 4. There's a mark on my new shirt. | d. My finger's swollen. |
| 5. Sign here please. | e. In a few minutes. |

C

- | | |
|----------------------------------|------------------------------------|
| 1. I've burnt my hand. | a. It might be in the car. |
| 2. I'm very tired. | b. Yes, 10%. |
| 3. I've got a toothache. | c. You might need a bandage. |
| 4. Does that include a discount? | d. You'd better go to the dentist. |
| 5. Where's the umbrella? | e. You need to rest. |

D

- | | |
|--------------------------------|----------------------------------|
| 1. My hand's swollen. | a. Sure. |
| 2. I'm cold. | b. You'd better get another one. |
| 3. Can I borrow your pen? | c. You'd better see a doctor. |
| 4. This chair's uncomfortable. | d. Yes, 10%. |
| 5. Do you need a deposit? | e. You should put on a jumper. |

show


you

to

better

refund

on



too







before

your


rather

deposit

one




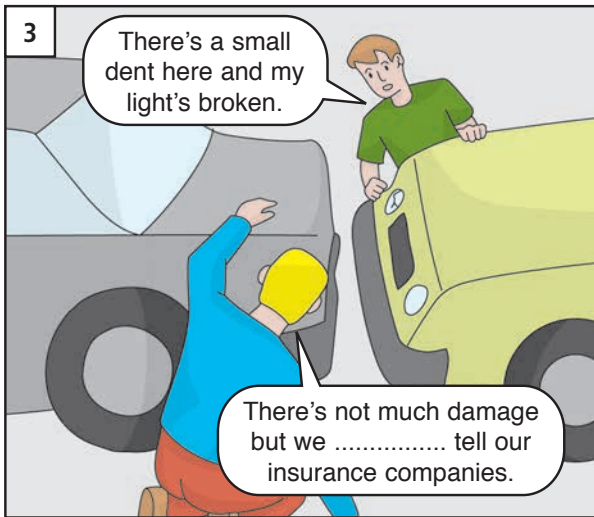
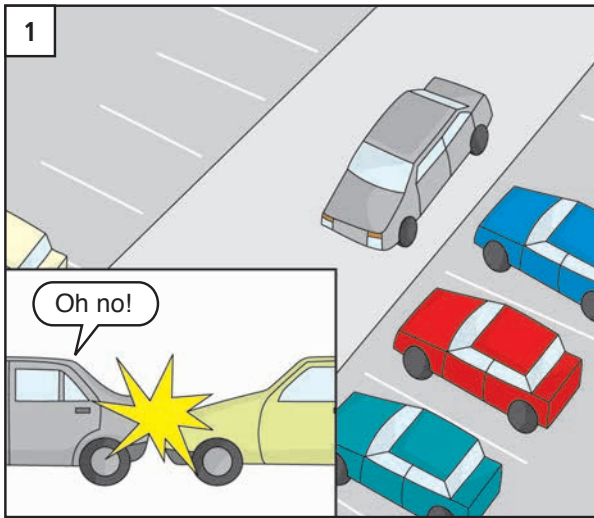
it the doesn't to new If there's few at when

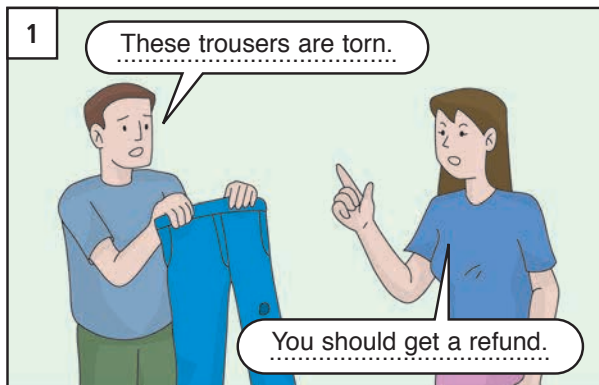


should


borrow

know






- > trousers These torn are
- > a get You refund should



- > dishwasher doesn't The work
- > better it have fixed We'd




- > laptop you bring did your Why
- > case In some do work I



- > I Can a this refund for get shirt
- > got Have receipt a you



- > headache a got I've
- > too got I've one




- > walked kilometers ten We've
- > tired be must You


UNIT 15



- > doesn't telephone This work
- > work either one doesn't This




- > are too trousers These small new
- > better them exchange You'd




- > my phone Where's cell
- > in It the might kitchen be



- > I my find can't license driver's
- > It here must be around somewhere



- > matter What's the
- > a on got my rash arm I've



- > When the start does movie
- > few In minutes a

UNIT 16: Can I try them on?

In this unit you will learn the following:

- What to say when you are shopping
- How to talk about consequences

Here are the words you will learn to use:

other price sale same size special

Here are some phrases you will learn to use:

half price anything else just right other one over there try on pair of

Here are some sentences you will practice:

They are the same price.

It's too much.

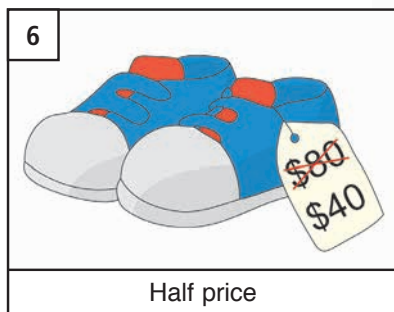
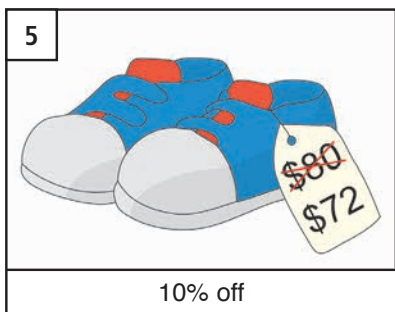
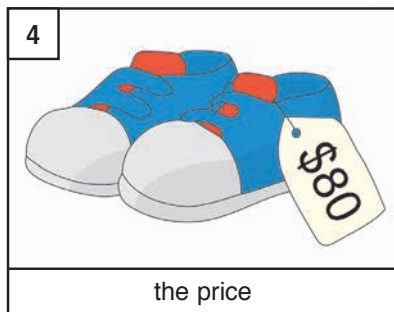
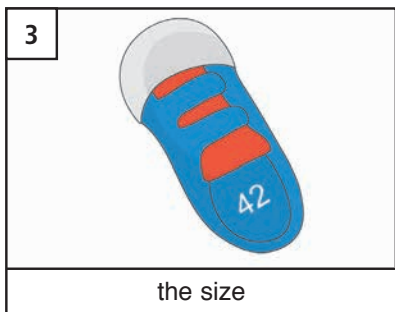
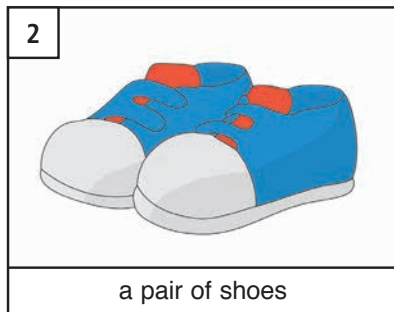
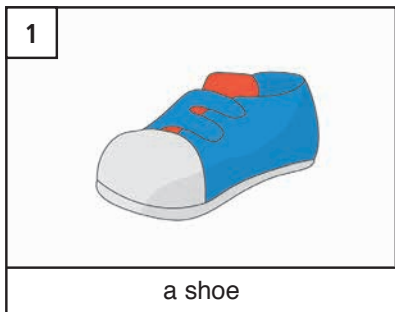
Can I try them on?

They're only half price.

The big one is more expensive than the small one.

They're just right.

Would you like anything else?



Grammar tips:
The new structure in this unit is more about comparatives.

1

The big one is more expensive than the small one.

2

The small one is more expensive than the big one.

3

They are the same price.

4

Look. They're having a sale. Everything is cheap.

5

Look. They're on special. They're only half price.

6

Can I try them on?

Yes, of course.



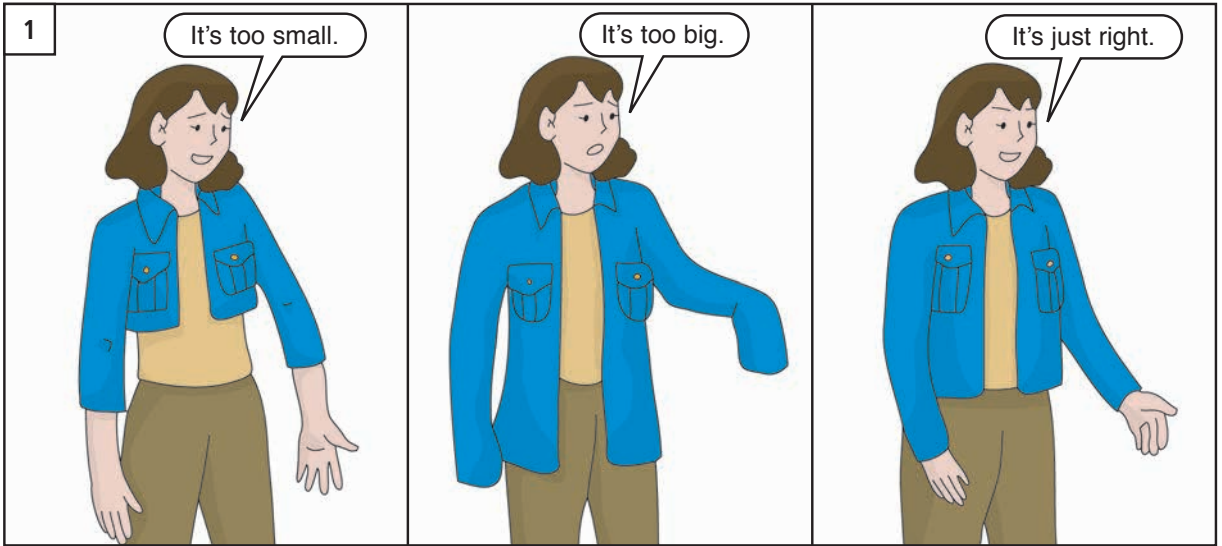
They're too small.

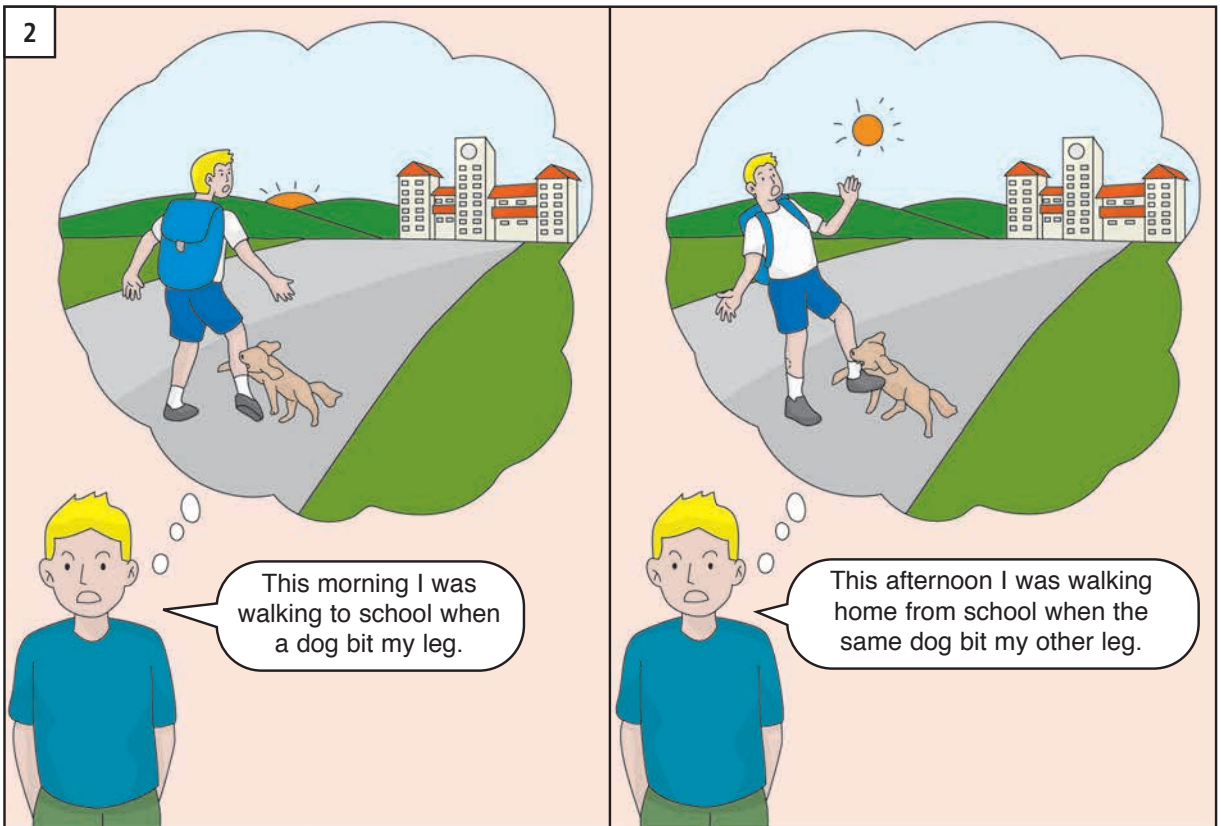
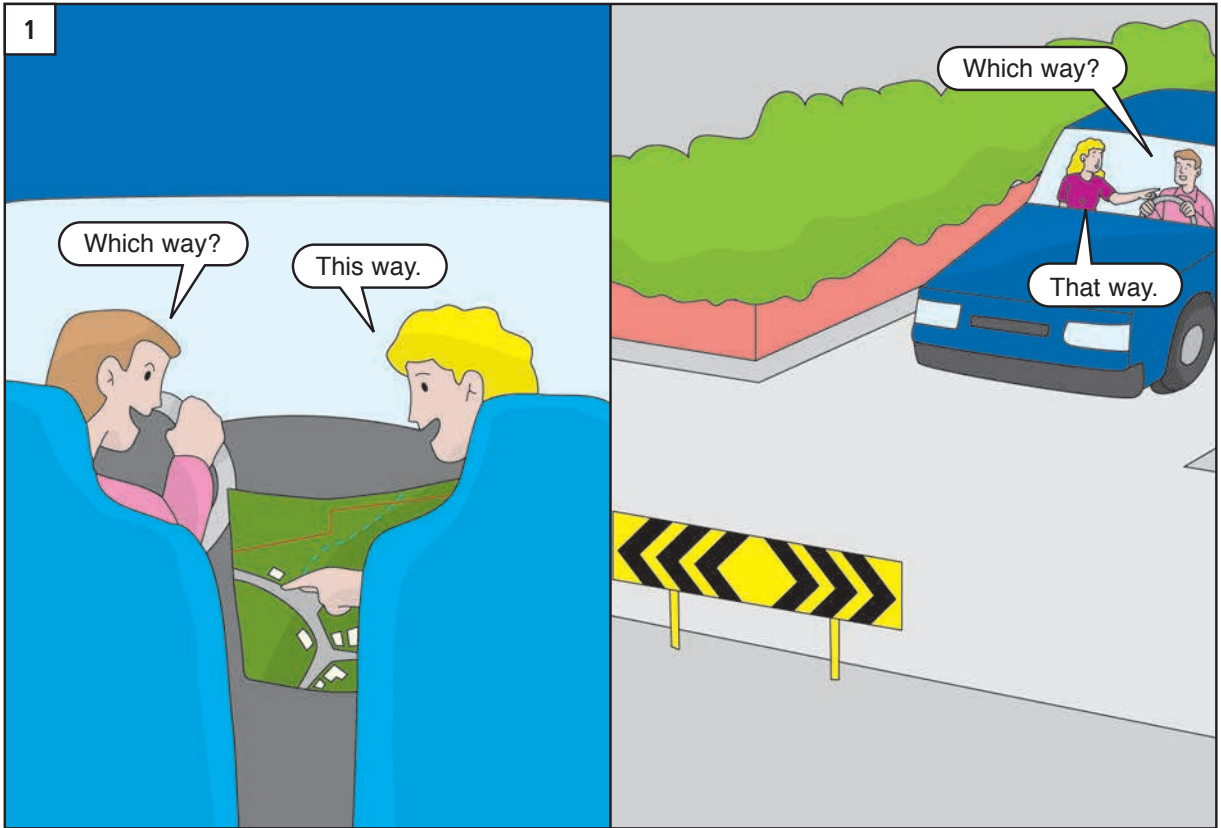
7




Can I try them on?


Yes, of course.

You can try them on over there.

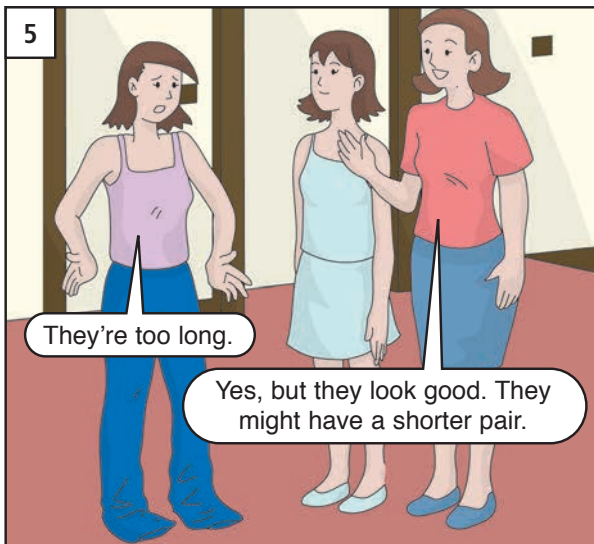











The Bensons





UNIT 17: Neither can I.

In this unit you will learn the following:

- How to talk about meals and food

Here are the words you will learn to use:







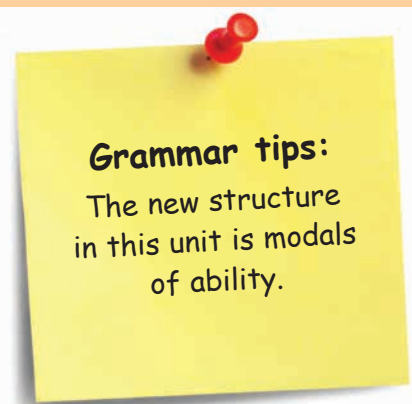
bean	cow	fish	order	rice	terrible
beef	delicious	hungry	peas	serve	thirsty
bowl	dessert	lamb	pig	service	tomato
bunch	entrée	main course	plate	sheep	until
cabbage	everyone	menu	pork	so	vegetable
carrot	everything	neither	potato	soup	
cauliflower	everywhere	onion	recommend	swim	





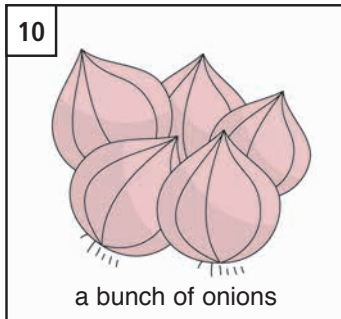

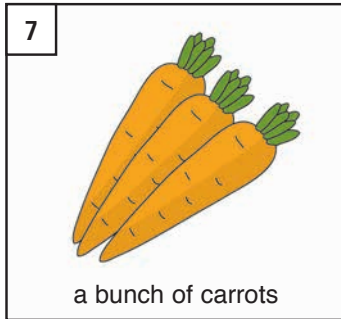


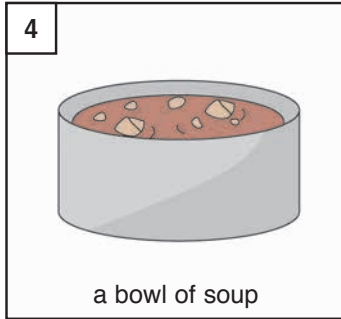


Here are some phrases you will learn to use:

a plate of . . . a bowl of . . . a bunch of . . .

Here are some sentences you will practice:



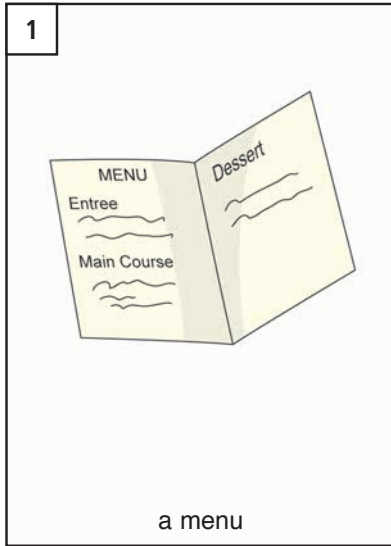
I'd like to book a table for four at 7:30, please. I'll have fish.
 We didn't have dessert until 11 o'clock. She can swim.
 The service was very slow. I don't like onions.
 Put everything in the suitcase.







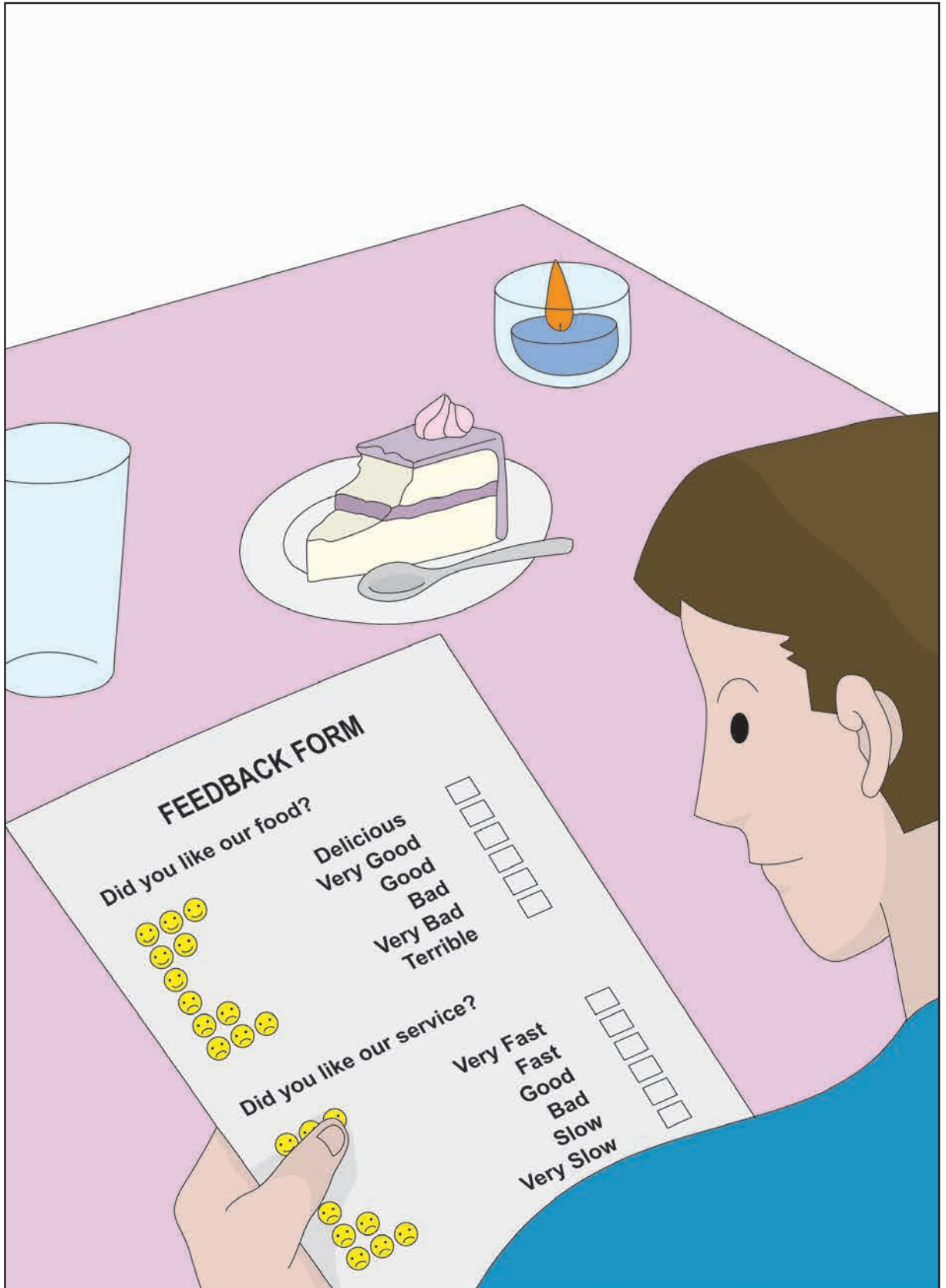






In the vegetable garden

















The Bensons







UNIT 18: If I won, I'd buy a new car.

In this unit you will learn the following:

- How to make conditional predictions
- How to talk about frequency

Here are the words you will learn to use:

always	empty	never	rarely
can't	full	often	sometimes


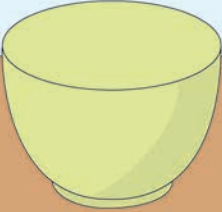




Here are some phrases you will learn to use:




as ... as	If I won
If I win . . .	If I'd won . . .








Here are some sentences you will practice:



Mick's tree is taller than Nick's.	If Louise won again
He wasn't hungry, so he didn't eat it all.	she'd be very happy.
If he'd been hungry, he would have eaten it.	I rarely win.









		
a bowl	The bowl is empty.	The bowl is full.
		
a boy		










1 I always win.



If Paul wins again, he'll get another trophy.

Panel 1: A man named Paul in a blue tracksuit stands next to a brown trophy cabinet. The cabinet is filled with various trophies on its shelves. Paul has a speech bubble that says "I always win."


2 I often win.



If Linda always won, she'd have as many trophies as Paul.

Panel 2: A woman named Linda in a pink tracksuit stands next to a brown trophy cabinet. The cabinet is filled with various trophies on its shelves. Linda has a speech bubble that says "I often win."


3 I sometimes win.



If Tex won again, he'd get another trophy.

Panel 3: A man named Tex in a green tracksuit stands next to a brown trophy cabinet. The cabinet has a few trophies on its shelves. Tex has a speech bubble that says "I sometimes win."


4 I rarely win.



If Louise won again, she'd be very happy.

Panel 4: A woman named Louise in a pink tracksuit stands next to a brown trophy cabinet. The cabinet has a few trophies on its shelves. Louise has a speech bubble that says "I rarely win."


5 I never win.



If Phil won a race, he'd get his first trophy.

Panel 5: A man named Phil in a green tracksuit stands next to an empty brown trophy cabinet. Phil has a speech bubble that says "I never win."





6 I never won.







If George had won some races, he'd have some trophies.

Panel 6: An elderly man named George in a blue tracksuit sits in a rocking chair next to an empty brown trophy cabinet. George has a speech bubble that says "I never won."

The Bensons





UNIT 19: I wish I could play the piano.

In this unit you will learn the following:

- How to express wishes
- How to congratulate people
- How to say goodbye

Here are the words you will learn to use:

accept	badly	change	immediately	lottery	piano	team	violinist
apply	celebrate	congratulations	interview	pianist	report	violin	wish







Here are some phrases you will learn to use:


well done	as soon as possible	job advertisement
good luck	go out	
bad luck	just a moment	




Here are some sentences you will practice:




He applied for the job.	I wish I could play the piano well.
I need the August sales report.	I play the piano badly.
When can you start?	I'd like to change my flight.
I wish I had a big car.	









<p>1</p>  <p>Rory saw an interesting job advertisement.</p>	 <p>He applied for the job.</p>	 <p>He went to the interview.</p>
<p>2</p>  <p>When can you start?</p> <p>I can start next week.</p> <p>He accepted the job.</p>	 <p>I got the job.</p> <p>He told his wife.</p>	 <p>Congratulations. Well done!</p> <p>He had a party to celebrate his new job.</p>



















<p>1</p>  <p>I'm rich.</p> <p>a rich businessman</p>	 <p>I'm poor.</p> <p>a poor businessman</p>	 <p>I wish</p>
---	--	--



<p>2</p>  <p>I've got a big house.</p> <p>a big house</p>	 <p>I've got a small house.</p> <p>a small house</p>	 <p>I wish</p>
---	--	---



<p>3</p>  <p>I play the violin well.</p> <p>a good violinist</p>	 <p>I play the violin badly.</p> <p>a bad violinist</p>	 <p>I wish</p>
---	--	--

1 		
before	change	after




2 		
before	change	after




3 	<p>BOOKING OFFICE</p>  <p>I'd like to change my flight to the eleventh of October, please.</p>	
before	change	after






The Bensons





UNIT 20: Revision and extension


1



carrot


.....

2




.....

3




.....

4




.....

5




.....

6




.....

7




.....

8




.....

9




.....

10




.....

11




.....

12




.....

13



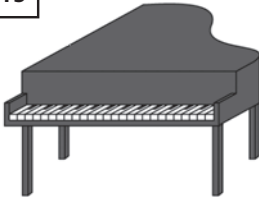
.....

14




.....

15



.....

16



.....

17



.....

18



.....

A

- | | |
|--------------------------------|--------------------------------|
| 1. Is your shirt too big? | a. That way. |
| 2. I'll have a coffee, thanks. | b. Yes, but they're too short. |
| 3. Which way to the bank? | c. No, it's just right. |
| 4. Your jeans look good. | d. That's a dollar fifty. |

B

- | | |
|----------------------------------|----------------------|
| 1. He likes going to the movies. | a. So will I. |
| 2. I don't like cold weather. | b. So does she. |
| 3. They're not swimming today. | c. Neither will I. |
| 4. She can't speak French. | d. Neither can they. |
| 5. I'll have some fish. | e. Neither do I. |
| 6. I won't have an entrée. | f. Neither are we. |



C

- | | |
|--------------------------|----------------------------------|
| 1. I'm hungry. | a. I'd like some too. |
| 2. I'm thirsty. | b. As soon as possible. |
| 3. I'd like a hamburger. | c. You'd better eat something. |
| 4. I'd like some soup. | d. I'd like one too. |
| 5. When should we leave? | e. You'd better drink something. |





D

- | | |
|--|---------------------|
| 1. When will you be back? | a. Bad luck. |
| 2. Can I try them on? | b. Good luck. |
| 3. I've lost fifty dollars. | c. Yes, of course. |
| 4. My job interview is this afternoon. | d. In five minutes. |

try think cost take too reduction would for better



was So full I enough afraid some delicious instead have



until

day


would

if

appointment

change

next



before

again

everything

if

haven't

So

soon

1 HOTEL

It was lovely to meet you. We've really enjoyed it here.

..... have we. It's a pity you can't stay longer.

2 HOTEL

Yes. I hope we'll see you in New York.

Thanks. You've got our address you?

Yes, we have.

3 HOTEL

And you come to Sydney, you can stay with us.

That would be great.

4 HOTEL

We'll have to leave The taxi will be here in a few minutes.

OK. Are you sure we've packed ?

5

Yes. I checked we left the room.


We'd better go. The taxi's arrived.

6


Goodbye. Hope to see you soon.

Goodbye.

UNIT 20




- shoes small these too Are
- right just they're No




- the long skirt too Is
- it's short too No




- big The jacket's too
- size I'll smaller get a




- is This small too
- larger a get I'll size




- coffee don't I want
- I Neither do



- long I talk for can't
- can Neither I




- > go to have I soon
- > do we So



- > go We movie that to won't
- > we will Neither




- > coke I'd a like
- > too one like I'd



- > time party is What the
- > thirty Seven



- > need you do a When flight
- > possible soon As as



- > back you When be will
- > two hours In

Answers to Unit 20

Unit 20, page 178

- | | | | | |
|-----------|----------------|----------|------------|---------------|
| 1. carrot | 5. cabbage | 9. sheep | 13. plate | 17. team |
| 2. onion | 6. cauliflower | 10. pig | 14. bowl | 18. interview |
| 3. beans | 7. tomato | 11. fish | 15. piano | |
| 4. peas | 8. cow | 12. swim | 16. violin | |

Unit 20, page 179

- A. 1c 2d 3a 4b B. 1b 2e 3f 4d 5a 6c C. 1c 2e 3d 4a 5b D. 1d 2c 3a 4b

Unit 20, page 180

1. better 2. try 3. think, too 4. for, cost 5. would 6. reduction 7. take

Unit 20, page 181

1. some 2. have, afraid 3. instead 4. delicious 5. full 6. enough, So, I 7. was

Unit 20, page 182

1. appointment, change 2. would 3. day, next 4. until 5. if

Unit 20, page 183

1. So 2. haven't 3. if 4. soon, everything 5. before 6. again

Unit 20, page 184

- Are these shoes too small?
No, they're just right.
- Is the skirt too long?
No, it's too short.
- The jacket's too big.
I'll get a smaller size.
- This is too small.
I'll get a larger size.
- I don't want coffee.
Neither do I.
- I can't talk for long.
Neither can I.

Unit 20, page 185

- I have to go soon.
So do we.
- We won't go to that movie.
Neither will we.
- I'd like a coke.
I'd like one too.
- What time is the party?
Seven thirty.
- When do you need a flight?
As soon as possible.
- When will you be back?
In two hours.

Answers to practice pages

Unit 1, page 7

- | | | | | |
|----------------|--------------------|-------------|-----------------|--------------------|
| 1. father | 5. sister-in-law | 9. daughter | 13. sister | 17. niece |
| 2. daughter | 6. father | 10. cousin | 14. cousin | 18. brother-in-law |
| 3. brother | 7. daughter-in-law | 11. uncle | 15. grandfather | |
| 4. grandmother | 8. brother | 12. aunt | 16. nephew | |

Unit 7, page 66

4. Mom says I can't go out, because it's raining.
5. Mom says I have to tidy my bedroom, so I can't go to the park.
6. We have to go now, because it's after ten o'clock.

Unit 8, page 70

The flight starts at eleven o'clock and finishes at seven o'clock.

Unit 9, page 79

- | | | |
|-----------------------------------|---------------------------|--------------------------|
| 12. <u>Behind</u> the sofa. | 14. <u>Beside</u> the TV. | 16. <u>On</u> the table. |
| 13. <u>In front of</u> his house. | 15. <u>Under</u> the bed. | |

Unit 9, page 80

- | | | |
|----------------------------|-----------------------------|-----------------------------|
| 7. He <u>will</u> lift it. | 8. He <u>won't</u> lift it. | 9. He <u>might</u> lift it. |
|----------------------------|-----------------------------|-----------------------------|

Unit 9, page 81

- | | | |
|---------|--------|-----------|
| 4. Yes. | 5. No. | 6. Maybe. |
|---------|--------|-----------|

Unit 11, page 102

On the bed. On the chair. On the table. In the wardrobe. On the dresser.

Unit 14, page 123

4. Would you lend me your scarf, please? 5. I'd like to borrow \$80,000, please.
8. He said he doesn't have enough money to buy a car, so will have to rent one.

Unit 16, page 146

- | | | |
|-------------------------|--------------------------|----------------------------|
| 4.1. I've got two cars. | 4.2. One of them is new. | 4.3. The other one is old. |
|-------------------------|--------------------------|----------------------------|

Unit 19, page 172

- | | | |
|-------------------------------|--------------------------------------|---|
| 1. I wish <u>I was rich</u> . | 2. I wish <u>I had a big house</u> . | 3. I wish <u>I played the violin well</u> . |
|-------------------------------|--------------------------------------|---|

Unit 19, page 177

12. Goodbye.

Grammar/Function/Topic in Volumes 1 and 2

Ability 2.18	Distance 2.14	Modals of obligation 2.13	Price 1.8, 2.16
Accommodation 2.3	Duration 1.8, 2.8	Modals of possibility 2.9	Processes 1.16
Activities 1.16	Either 2.11	Money 1.8	Prohibition 1.19
Address 1.12	Electronic appliances 2.6	Movement 2.9	Public transport 1.19, 2.7
Adjectives 1.4	Emotions 1.18	Musical instruments 1.13	Quantifiers 1.19
Adjectives (present and past participles) 2.2	Enough/too much 2.3	Name 1.1	Quantity/division 2.3
Adverbs of frequency 2.2, 2.18	Events 1.2	Necessity 1.13	Question tags 1.4
Agreeing and disagreeing 1.9	Every 2.17	Negation 1.1	Questions 2.8
Ailments 1.11	Family relationships 1.1, 2.1	Negative adjectives 2.12	Recommendations 2.13
Animals 2.8	Farewells 1.11, 2.19	Nouns 1.6	Reflexive pronouns 2.11
Applications (employment) 2.19	Feelings 2.2	Numbers (grammar of) 2.14	Renting 2.14
Appointments 1.18	Few 2.13	Numbers 1–10 1.6	Repairs 2.12
Because/so 2.7	Financial transactions 2.14	Numbers 11–20 1.8	Reported speech 2.2
Before/after 1.17	First conditional 2.6	Numbers over 20 1.12	Reporting events 2.2
Buying goods and services 1.13, 2.14	Food and drink 1.6, 1.9, 2.17	Obligation 1.11	Rooms 1.13
Causatives 2.12	Furniture 2.11	Occupations 1.3, 1.7	Saying goodbye 2.19
Celebrations 2.19	Future with will 1.12	Offers 1.6, 2.6	Second conditional 2.18
Checking details 2.2	Gerunds 1.17	One/some/all 2.1	Shopping 2.16
Clarification 1.7, 2.7	Giving advice 2.12	Open questions 1.6, 1.14	Simple past 1.7, 1.16
Clothes 2.11	Greetings 1.11	Opinions 1.9	Simple present 1.1
Colors 1.14	Health 1.11, 1.13	Ordering in restaurants 2.17	Size 2.14, 2.16
Communicating with friends 2.1	Hopes and wishes 2.6, 2.19	Ordinal numbers 1.14	Social relationships 1.3
Comparatives 1.9, 2.7, 2.16	Imperatives 1.2, 2.1	Paired verbs 2.1, 2.7	Some/any 1.13
Comparatives + than 2.12	Indefinite article 1.6	Parts of the body 1.11, 2.13	Speculating 1.11
Congratulations 2.19	In case 2.11	Past continuous 1.17	Superlatives 2.9
Containers 1.13	Injuries 2.12	Permissions 1.19	Symptoms 2.13
Conversations 1.4	Insurance 2.14	Personal pronouns 1.2	Telephone language 1.17
Correspondence 2.1	Interrupted past 2.13	Places 1.2	Television programs 2.6
Count/uncount nouns 1.6	Introductions 1.3	Position 2.9	There is/are 2.3
Damage 2.11	Invitations 1.2	Possessive adjectives 1.1	Third conditional 2.18
Days and months 1.8	Irregular verbs 1.16	Possessive pronouns 1.4	Time 1.18
Definite article 2.1	Justifying 2.11	Possibility 2.9	Time measurement 1.19
Degrees 2.9	Location 1.12, 2.9	Preferences 2.6	Timetable future 1.18
Demonstratives 1.3	Locators 1.12	Prepositions 2.1	Timetables and deadlines 2.2
Describing time 2.2	Make-up 2.7	Prepositions 2.3, 2.9	Transport 1.8, 1.19
Dining in restaurants 2.17	Making plans 2.4	Prepositions 1.12, 1.14	Travel 1.8, 2.7
Directions 1.14	Mathematics (simple) 2.14	Present continuous 1.2, 1.16	Treatments 2.13
	Measurement 2.14	Present continuous 1.2, 1.16	Until 2.13, 2.17
	Medical problems 2.13	Present continuous with future meaning 2.4	Verbs 1.4
	Memory 2.7	Present perfect 1.8, 2.4	Weather 2.6
	Modals of deduction 2.11		Wh- questions 2.8
			You'd better 2.12
			Zero conditional 2.18

Index for Volumes 1 and 2

a 1.1	after 1.17	alone 2.6	anything else 2.16
a pair of ... 1.6	afternoon 1.11	always 2.2	apple 1.6
a.m. 1.18	again 2.2	am 1.2	application form 1.7
accept 2.19	agree 1.9	angry 1.18	apply 2.19
accident 2.2	airmail 2.1	anniversary 2.4	appointment 1.18
accountant 1.3	airport 2.1	another 2.3	April 1.8
address 1.12	all 2.1	antelope 2.8	are 1.2
advertisement 2.6	almost 2.3	any 1.13	Are you all right? 1.11

aren't 1.4	bread 1.9	cinema 1.14	Does this bus go to? 1.19
arm 1.11	breakfast 1.17	clean 1.16	doesn't 1.4
around 2.4	bring 1.2	clear the table 2.1	doesn't work 2.11
around the corner 1.12	broccoli 1.9	clock 1.18	dollar 1.8
arrive 1.8	brother 1.1	close (adj) 2.9	don't 1.4
arrive at 2.1	brother-in-law 2.1	close (v) 1.16	done up 2.12
art gallery 1.2	brown 1.14	cloudy 2.6	door 1.2
as ... as 2.18	bruised 2.13	coat 2.11	double bed 2.3
as soon as possible 2.19	bunch 2.17	coffee 1.6	downstairs 2.3
ask 1.17	burger 1.6	cold 1.4	dress (n) 2.11
at 1.12	burnt 2.11	colleague 1.3	dress (vb) 2.11
attendant 2.7	bus 1.8	comb 2.7	dresser 2.11
August 1.8	bus stop 1.14	come 1.2	drill 2.14
aunt 2.1	businessman 1.7	come back 2.7	drink 1.17
baby 1.4	busy 1.17	comedy 2.6	drive 1.16
back (n) 1.11	but 1.2	comfortable 2.12	driver's license 2.14
back (adj) 2.3	butter the toast 2.1	computer 2.6	drugstore 1.13
backache 1.11	buy 1.16	concert 1.2	DVD 2.6
backyard 2.3	by 1.8	congratulations 2.19	each 2.3
bad 1.9	Bye. 1.11	cookie 1.6	ear 1.11
bad luck 2.19	cabbage 1.9	corner 1.12	earache 1.11
bag 1.6	cake 1.6	cough 2.13	early 1.18
balcony 2.3	call 1.12	Could you repeat that	eat 1.16
banana 1.6	camera 1.1	please? 1.7	egg 1.13
band aid 2.13	can 1.2	cousin 2.1	eight 1.6
bandage 2.13	Can I help you? 1.9	cow 2.17	eighteen 1.8
bank 1.14	can of ... 1.6	crawl 2.9	eighth 1.14
basketball player 1.9	Can you tell me the time	creased 2.11	eighty 1.12
bathroom 2.3	please? 1.18	credit card 1.13	either 2.11
battery 2.14	Can you tell me when to	crutches 2.13	elephant 2.8
beach 1.2	get off? 1.19	cucumber 1.9	eleven 1.8
beans 1.9	can't 2.18	cup of ... 1.6	email 2.1
beautiful 1.4	cap 1.9	cut 2.13	empty 1.17
because 2.7	car 1.1	cute 1.4	enough 2.3
bedroom 2.3	car park 1.14	Dad 1.11	enter 1.2
beef 2.17	card 1.12	damage 2.14	entrée 2.17
beep 1.17	careful 2.13	danger 2.13	entry 2.7
before 1.14, 1.17	careless 2.13	daughter 1.1	envelope 2.1
behind 2.9	carrot 1.9	daughter-in-law 2.1	equal 2.3
bell 2.2	carton 1.13	day 1.4, 1.8, 1.11	evening 1.11
bench 2.12	cash 1.13	December 1.8	every 2.2
beside 2.9	cat 2.1	delicious 2.17	everyone 1.8
big 1.9	cauliflower 1.9	dentist 2.12	everything 2.17
bill 1.11	caution 2.13	depart from 2.1	everywhere 2.17
bird 2.3	ceiling 1.13	deposit 2.14	excellent 2.4
birthday 2.4	celebrate 2.19	dessert 2.17	exchange 2.14
bite 2.13	cell phone 1.1	did 1.7	excited 2.2
black 1.14	cent 1.8	dining room 2.3	exciting 2.2
block 2.4	centimeter 2.14	dinner 1.2, 1.17	Excuse me. 1.1
blue 1.14	chair 2.1	dirty 1.16	exercise 2.13
book 1.1	change (vb) 2.19	disappointed 2.6	exit 1.2
bored 2.2	change (n) 1.19	discount 2.14	expensive 1.9
boring 1.9	channel 2.6	dishwasher 2.6	express 2.7
borrow 2.14	cheap 1.9	distance 2.14	extra 2.8
bottle of ... 1.6	check (vb) 2.2	divided by 2.14	eye 2.13
bottom 2.8	check (n) 2.14	do 1.4	eyelash 2.7
bottom drawer 2.11	chess 1.17	do the dishes 2.6	face 2.7
bowl 2.17	chest 2.13	Do you have ...? 1.13	fall 2.11
box 1.13	chest of drawers 2.11	Do you like ...? 1.9	family 1.1
boxer 2.9	child 1.6	Do you take ...? 1.13	far 2.9
bra 2.11	chips 1.6	doctor 1.7	fast 1.4
branch 2.8	chocolate bar 2.4	does 1.4	father 1.1

fax 2.1	Good night. 1.11	ice 2.8	leave 1.8
February 1.8	Good to meet you. 1.3	ice cream 1.9	leave a message 1.17
fence 1.14	grandfather 2.1	I'd like ... 1.3	left 1.14
few 2.13	grandmother 2.1	I'd like you to meet 1.3	leg 1.11
fifteen 1.8	great 1.4	I'd love to. 1.2	lend 2.14
fifth 1.14	green 11.4	I'd love to but I can't. 1.2	length 2.14
fifty 1.12	guitar 1.13	I'd rather 2.6	let's 1.2
fight 2.9	hair 1.17	I'll 1.12	letter 2.1
fill out a form 2.14	half 1.18	I'll get it 1.17	letterbox 2.1
fine 2.6	half price 2.16	I'm a ... 1.7	lettuce 1.9
finger 2.13	hamburger 2.3	I'm afraid 2.14	lie 2.9
finish 2.8	hammer 2.14	I'm afraid I can't. 1.2	light (n) 2.6
first 1.14	hand 1.11	I'm from... 1.8	light (adj) 1.9
fish 2.6	handbag 2.14	I'm sorry. 1.7	like 1.9
fit 1.4	happy 1.18	I'm sorry to hear that. 1.11	limit 2.14
five 1.6	hat 2.11	I've been here for 1.8	lion 2.8
flight 1.18	have 1.7	immediately 2.19	lipstick 2.7
floor 1.13	have a haircut 1.17	in 1.2	living room 2.3
fly 2.9	Have a nice day. 1.11	in case 2.11	load the dishwasher 2.1
foggy 2.6	have ited 2.12	in front of 2.9	long 1.17
foot 1.11	have to 1.11	include 2.14	look forward to 2.1
football 1.17	Have you met ...? 1.3	instead 2.6	looks good 1.4
for 1.8	he 1.2	insurance (company) 2.14	looks like 1.3
for sale 2.14	head 1.11	interested 2.2	lost property 2.7
forget 2.7	headache 1.11	interesting 1.9	lottery 2.19
form 2.14	heat 1.19	interview 2.19	loud 2.6
forty 1.12	heavy 1.9	into 2.3	lovely 1.4
four 1.6	height 2.14	invitation 2.1	luggage 2.7
fourteen 1.8	hello 1.7	is 1.1	lunch 1.2, 1.17
fourth 1.14	her 1.1	isn't 1.1	main course 2.17
Friday 1.8	here 1.3	it 1.1	make 1.13
friend 1.3	Here you are. 1.19	it's 1.1	make the toast 2.1
frightened 2.2	herself 2.11	It's all right. 1.4	March 1.8
frightening 2.2	Hi 1.3	itchy 2.13	mark 2.11
from 1.7	high 2.14	jacket 2.11	market 1.2
front 2.3	hill 2.8	January 1.8	mascara 2.7
full 1.17	him 1.2	jeans 2.11	May 1.8
fur 2.8	himself 2.11	job advertisement 2.19	maybe 2.9
further 2.9	his 1.1	jockey 1.9	me 1.2
garage 2.3	hole 2.11	join 2.8	mechanic 1.7
garden 1.17	holiday 2.1	juice 1.6	medicine 2.13
garden tools 2.3	hope 2.6	July 1.8	meet 1.3
gas station 1.14	horse 1.9	jumper 2.11	meeting 1.2
gate 2.3	hospital 1.12	June 1.8	menu 2.17
get 1.12	hot 2.6	just a moment 2.19	mess 2.3
get a letter 2.1	hotel lobby 2.9	just right 2.16	message 1.17
get off 1.19	hour 1.19	kangaroo 2.8	met 1.3
get on 1.19	house 1.1	Keep right. 1.11	meter 2.14
giraffe 2.8	how about ...? 1.2	kettle 2.6	might 2.9
glad 2.2	How long ...? 1.19	key 1.1	milk 1.6
glass of ... 1.6	How many? 1.6	kilometer 2.14	mine 1.4
go 1.2	How much? 1.8	kiosk 2.7	minus 2.14
go away 2.7	how 2.8	kitchen 2.3	minute 1.19
go home 1.11	How's your ... now? 1.13	knee 1.11	mirror 2.14
go out 2.19	hungry 2.17	know 1.2	miss 1.19
golf 1.17	hurry 2.12	koala 2.8	Mom 1.16
good 1.4, 9	hurry up 2.1	lamb 2.17	Monday 1.8
Good afternoon. 1.11	hurt 1.11	land 2.1	money 2.3
Good evening. 1.11	husband 1.1	laptop 1.1	month 1.8
good idea 2.12	I 1.2	late 1.18	moon 1.11
good luck 2.19	I don't know. 1.1	lay the table 2.1	morning 1.11
Good morning. 1.11	I live at ... 1.12	leaf 2.8	mother 1.1

motorbike 2.12	orange 1.6, 1.14	put 2.1	share (with) 2.3
mouth 2.13	order 2.17	put on 2.13	she 1.2
move 2.12	other 2.16	quarter 1.18	shed 2.3
movie 2.6	our 1.1	quickly 2.1	sheep 2.17
multiplied by 2.14	ourselves 2.11	race 2.9	shirt 2.11
mushroom 1.9	out 1.2	radio 2.6	shoe 1.4
must be 2.11	out of 2.3	railway station 1.14	shop 1.17
my 1.1	over 2.9	rain 2.6	short 1.9, 1.17
My name's... 1.1	over there 2.16	rarely 2.18	shoulder 1.11
myself 2.11	p.m. 1.18	rash 2.13	show 2.13
name 1.1	pack 2.12	read 1.17	showers 2.6
narrow 1.9	page 2.1	ready 2.7	sign 2.14
near 1.12	pair of 2.16	receptionist 1.7	signature 2.14
need 1.13	pair of sunglasses 1.9	recommend 2.17	since 1.8
neighbor 1.3	panel beater 2.14	red 1.14	single 2.7
neither 2.17	pants 1.9	refund 2.14	single bed 2.3
nephew 2.1	parcel 2.1	registration number 2.14	sister 1.1
never 2.2	park 1.19	remember 2.7	sister-in-law 2.1
new 1.13	party 1.2	remote control 2.6	sit 1.4
news 2.6	pass the milk 2.1	rent 2.14	six 1.6
newsagent 2.7	past 1.14	report 2.19	sixteen 1.8
newspaper 1.17	pasta 1.9	rest 2.13	sixth 1.14
next door 1.12	path 2.3	restaurant 1.2	sixty 1.12
next to 1.12	pay 1.11	return 2.7	size 2.16
niece 2.1	peach 1.6	rice 1.9	skirt 2.11
night 1.11	pear 1.6	right (not wrong) 2.2	sleep 1.16
nine 1.6	peas 1.9	right (not left) 1.14	slowly 1.7
nineteen 1.8	pen 1.1	ring (the bell) 2.2	small 1.9
ninety 1.12	percent 2.14	road 1.12	snow 2.6
ninth 1.14	pharmacist 1.7	roof 1.14	so 2.7
no 1.1	phone 1.17	room 1.13	sock 1.6
No parking. 1.19	pianist 2.19	room service 2.9	sofa 2.1
No problem. 1.13	piano 1.13	run 1.4	soft 2.6
No, I haven't. 1.3	picnic 1.2	sad 1.18	some 1.6
No, thanks. 1.6	piece of ... 1.6	safe 2.12	something to drink 1.6
nose 2.13	pig 2.17	sale 2.16	something to eat 1.6
not 1.4	plane 1.4	sales assistant 1.7	sometimes 2.2
not ... enough 2.9	plane crash 2.6	same 2.16	somewhere 2.4
not enough 2.3	plate 2.17	sandwich 1.6	son 1.1
November 1.8	platform 2.7	Saturday 1.8	son-in-law 2.1
now 1.7	play 1.4, 1.13	sauce 2.3	soon 2.13
number 1.17	please 1.17	sausage 1.6	Sorry. 1.11
nurse 1.7	plum 1.6	saw (n) 2.14	Sorry, I can't. 1.2
nuts 1.6	plus 2.14	say 2.2	soup 2.17
o'clock 1.18	point 2.14	scarf 2.14	speak 1.17
occupation 1.7	police officer 1.7	school 1.8	special 2.16
October 1.8	police station 1.12	scratch 2.13	sport 2.6
off 2.1	pork 2.17	seal 2.8	stadium 1.14
often 2.18	possibly 2.9	seat 1.4	stamp 2.1
OK 1.2	post office 1.14	second 1.14, 1.19	stand 2.9
old 1.13	postcard 2.1	secretary 1.3	stars 1.11
on 1.12, 2.1, 2.9	postman 2.1	See you later. 1.11	start 2.8
on time 2.2	potato 2.17	sell 1.16	stay in bed 2.13
once 2.2	pouch 2.8	send a letter 2.1	still 1.8
one 1.6	powder 2.7	separate 2.8	stockings 2.11
one hundred 1.12	prescription 2.13	September 1.8	stomach 1.11
onion 1.9	price 2.16	serve 2.17	stomachache 1.11
open (v) 1.16	printer 2.6	service 2.17	stop 1.11
open (adj) 2.9	probably 2.9	seven 1.6	stop smoking 2.13
operation 2.8	pull 1.16	seventeen 1.8	storm 2.6
opposite 1.12	purse 1.1	seventh 1.14	straight ahead 1.14
or 1.13	push 1.16	seventy 1.12	street 1.12

student 2.2	three times 2.2	unhappy 2.12	who 1.2
sugar 1.6	through 2.3	unlimited 2.14	Who's calling? 1.17
suit 2.11	thumb 2.13	unpack 2.12	whose 1.1
suitcase 1.9	Thursday 1.8	unsafe 2.12	why 2.8
sun 1.11	ticket 1.6	until 2.13	wide 1.9
Sunday 1.8	ticket office 2.7	upstairs 2.3	width 2.14
sunny 2.6	tidy (up) 2.3	us 1.2	wife 1.1
supermarket 1.14	tie 2.11	use 1.19	will 1.12
sure 1.2	tiger 2.8	vegetable 2.17	window 1.13
surfboard 1.9	timetable 1.19	vending machine 2.9	windsurfer 2.14
surprised 2.2	tired 2.2	very 1.9	windy 2.6
surprising 2.2	tiring 2.2	very much 1.9	wish 2.19
swim 1.17	to 1.2, 1.7	via 2.7	with 1.14
switch 2.6	to... ? 1.19	view 1.4	without 2.3
swollen 2.13	today 1.18	violin 1.13	work 1.4, 1.17
tablet 1.6	together 2.6	violinist 2.19	world 2.4
take 2.8	toilet 1.14	visit 2.6	worried 1.18
take a message 1.17	tomato 1.9	volume control 2.6	Would you like...? 1.6
take off 2.1	tomorrow 1.18	vomit 2.13	Would you like to come
talk 1.16	tongue 2.13	wait 1.13	to ...? 1.2
tall 1.9	too 1.7	waiting room 1.13	write 1.16
tandem 2.3	too much 2.3	walk 2.9	write a letter 2.1
taxi driver 1.7	tooth 1.11	wall 1.13	wrong 2.2
taxi rank 1.14	toothache 1.11	wallet 1.1	x-ray 2.12
tea 1.6	toothbrush 1.13	want 2.1	year 1.8
teach 1.16	toothpaste 1.13	wardrobe 2.9	yellow 1.14
teacher 1.3	top 2.8	was 1.7, 1.16	yes 1.1
team 2.19	top drawer 2.11	wash 1.16	Yes, please. 1.6
telephone 1.17	torn 2.11	watch (n) 1.1	yesterday 1.18
television 1.17	tour 2.8	watch (v) 1.17	you 1.2
tell 2.2	tour guide 1.7	water 1.6	You should ... 1.13
temperature 2.6	traffic lights 1.14	we 1.2	you'd better 2.12
ten 1.6	train 1.8	wear 2.11	You're not allowed to ... 1.9
tennis 1.17	tree 2.8	weather forecast 2.6	your 1.1
tenth 11.4	trophy 2.2	weather report 2.6	yours 1.4
terrible 2.17	trousers 2.11	wedding 1.18	yours sincerely 2.1
Thank you. 1.1	truck 2.12	Wednesday 1.8	yourself 2.11
Thanks for coming. 1.11	trumpet 1.13	week 1.8	yourselves 2.11
that 1.3	trunk 2.8	weekend 1.8	zebra 2.8
That'd be great. 1.2	try on 2.16	welcome 1.18	zoo 2.4
That's OK 1.13	T-shirt 2.11	well 1.4	
the 1.1	tube 1.13	well done 2.19	
theater 1.2	Tuesday 1.8	were 1.3, 1.16	
their 1.1	tunnel 2.3	wet 1.4	
them 1.2	turn 1.14	what 1.1	
themselves 2.11	turn down 2.6	What do you do? 1.7	
there 1.3	turn off 2.6	What do you think? 1.9	
there are 2.3	turn on 2.6	What would you like? 1.6	
there is 2.3	turn up 2.6	what 2.8	
thermometer 2.6	twelve 1.8	What's the matter? 1.11	
these 1.3	twenty 1.8	What's the time? 1.18	
they 1.2	twenty-one 1.12	What's wrong? 1.11	
think 1.9	twice 2.2	What's your address? 1.12	
third 1.14	twin 2.7	What's your name? 1.1	
thirsty 2.17	two 1.6	wheel 2.14	
thirteen 1.8	two hundred and one 1.12	when 1.7	
thirty 1.12	umbrella 2.7	where 1.7	
thirty-one 1.12	uncle 2.1	Where are you from? 1.8	
this 1.1	uncomfortable 2.12	Where do you live? 1.12	
this is... 1.1	under 2.9	which 2.7	
those 1.3	undone 2.12	while 2.4	
three 1.6	unequal 2.3	white 1.14	