

Name: \_\_\_\_\_

Section: \_\_\_\_\_



# CVC Words

Directions: Write the missing letter.



c

p



g

p



m

p



n

p



s

p



t

p



c

n



f

n



p

n

Name: \_\_\_\_\_

Section: \_\_\_\_\_



# CVC Words

Directions: Write the beginning sound.



a p



a p



a p



a p



a p



a p



a n



a n



a n

Name: \_\_\_\_\_

Section: \_\_\_\_\_



# CVC Words

Directions: Write the missing letters.



b



f



h



m



p



c



r



v

Name: \_\_\_\_\_

Section: \_\_\_\_\_

# Reading Practice

Directions: Circle the correct picture for the statement.

1. It is a hat.



2. It is a mat.



3. It is a bat.



4. It is a rat.



5. It is a fat cat.



Name: \_\_\_\_\_

Section: \_\_\_\_\_

# Reading Practice

Directions: Check (✓) the correct picture for the statement.

1. It is a cam.



2. It is a dam.



3. It is a ham.



4. It is a jam.



5. It is a vat.



Name: \_\_\_\_\_

Section: \_\_\_\_\_

# Reading Practice

Directions: Draw a star (★) on the correct picture for the statement.

1. It is a ham.



2. It is a yam.



3. It is Sam.



4. It is a ram.



5. It is a cam.



Name: \_\_\_\_\_

Section: \_\_\_\_\_

# Reading Practice

Directions: Draw a happy face (😊) on the correct picture for the statement.

1. It is fan.



2. It is a can.



3. It is a pan.



4. It is a man.



5. It is a van.



Name: \_\_\_\_\_

Section: \_\_\_\_\_



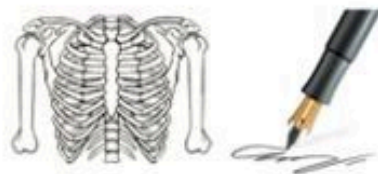
# Reading Practice

Directions: Circle the correct picture for the statement.

1. I see a bib.



2. I see the ribs.



3. I see a kid.



4. I see a lid.



5. I see a fig.





Name: \_\_\_\_\_

Section: \_\_\_\_\_

# Reading Practice

Directions: Circle the correct picture for the statement.

1. He is fat.



2. He is sad.



3. He is glad.



4. He is a man.



5. He is Dan.



Name: \_\_\_\_\_

Section: \_\_\_\_\_

# Reading Practice

Directions: Put a check (✓) in the box if the picture is right for the statement and X if it is not.

1. She is Jen.



2. She is a vet.



3. She is wet.



4. He is Ken.



5. He is Ben.



Name: \_\_\_\_\_

Section: \_\_\_\_\_

# Reading Practice

Directions: Circle the correct picture for the statement.

1. She is a hag.



2. She is sad.



3. She is glad.



4. She is mad.



5. She is Pam.



Name: \_\_\_\_\_



Section: \_\_\_\_\_



# Reading Practice

Directions: Draw a happy face (😊) on the correct picture for the statement.

1. It is dim.



2. Peg wins.



3. I kiss my mom.



4. I miss my pals.



5. Jig digs.

