

# ENGLISH



# SPEAKING



# FOR KID







# Lesson 1: What's your name?

## A. Listen and write



## B. Unscramble the words and match.

1. notaernfo → Good


2. gnrmoi → Good


3. tghin → Good


4. geevni → Good






## C. Look and fill in the blank



1. What's your \_\_\_\_\_ ?



2. Nice to \_\_\_\_\_ you.



3. \_\_\_\_\_ you later.

## D. Unscramble and write.

1. See / later / you / .

\_\_\_\_\_

\_\_\_\_\_

\_\_\_\_\_

2. is / name / What / your / ?

\_\_\_\_\_

\_\_\_\_\_

\_\_\_\_\_

3. name / Jenny / My / is / .

\_\_\_\_\_

\_\_\_\_\_

\_\_\_\_\_





## E. Let's read

Hi

Hi

Hello

Hello

Goodbye

Goodbye

What's your name?

My name's Jack.

My name's Jill.



## Lesson 2: My family

### A. Listen and write





1.



2.



3.



4.



5.



6.



7.



8.



## B. Look and fill in the blanks.

1. They're my



\_\_\_\_\_ .  
-----  
\_\_\_\_\_

2. They're my



\_\_\_\_\_ .  
-----  
\_\_\_\_\_

3. She's my



\_\_\_\_\_ .  
-----  
\_\_\_\_\_

4. He's my



\_\_\_\_\_ .  
-----  
\_\_\_\_\_

## C. Unscramble and write.





1. he / is / Who / ?

---

---

---

2. are / Who / they / ?

---

---

---

3. my / is / grandpa / He / .

---

---

---

### D. Let's read

This is my family.

She is my mother.

He is my grandpa.

He is my brother.

She is my grandma.

She is my sister.

He is my father.

We live together.

We love each other.

## Lesson 3: How old are you?

A. Listen and write





1.



2.



3.



4.



5.



6.



7.



8.



9.



10.



B. Look and write the ages in the blanks.



1. She's \_\_\_\_\_ years old.



2. He's \_\_\_\_\_ years old.



3. She's \_\_\_\_\_ years old.



4. He's \_\_\_\_\_ years old.





## C. Unscramble and write.

1. old / How / she / is / ?

---

---

---

2. years / three / She's / old / .

---

---

---

3. years / I'm / old / nine / .

---

---

---

## D. Let's read

How old are you?

I'm four.

How old are you?

I'm five.

How old are you?

I'm six.












# Lesson 4: Review

A. Look at the picture and fill in the words.

-  Good m   ning!
-  W   t's your name?
-  My n   e's Mars Green.
-  How    are you?
-  I'm eight y   rs old.



B. Unscramble and write.

1. she / is / Who / ?

---

---

---

2. you / Nice / meet / to / .

---

---

---

3. brother / He / my / is / .

---

---

---

4. old / you / How / are / ?

---

---

---





# Lesson 5: My toys

## A. Listen and write

1.



2.



3.



4.



5.



6.



7.



8.



## B. Unscramble and write.

1. a bat / have / you / Do / ?

---

---

---

2. have / I / a train / .

---

---

---

3. don't / I / a bike / have / .

---

---

---


## C. Look and fill in the blanks.





1. I have a  \_\_\_\_\_  
\_\_\_\_\_.

2. I don't have a  \_\_\_\_\_  
\_\_\_\_\_.

3. Do you have a  \_\_\_\_\_?  
\_\_\_\_\_?

4. Do you have a  \_\_\_\_\_?  
\_\_\_\_\_?

### D. Look and write

1. Do you have a robot?



Yes, \_\_\_\_\_  
\_\_\_\_\_.

2. Do you have a balloon?



No, \_\_\_\_\_  
\_\_\_\_\_.





## E. Let's read

I have a bike.

I have a kite.

I have a ball.

I have a boat.

I have a doll.


I have a robot.

I have a toy car.

I have a toy train.

I have a toy plane.

I have a teddy bear.



## Lesson 6: What color is it?

### A. Listen and write





|  |  |  |  |   |
|--|--|--|--|---|
| 1.  | 2.  | 3.  | 4.  | 5.   |
|     |     |     |     |      |
| 6.  | 7.  | 8.  | 9.  | 10.  |
|     |     |     |     |      |

B. Look and fill in the blanks.

1. My pencil is



\_\_\_\_\_

-----

\_\_\_\_\_ .

2. My coat is



\_\_\_\_\_

-----

\_\_\_\_\_ .

3. My hat is



\_\_\_\_\_

-----

\_\_\_\_\_ .

4. My car is



\_\_\_\_\_

-----

\_\_\_\_\_ .





## C. Unscramble and write.

1. is / What / your bike / color / ?

---

---

---

2. kite / My / white / is / .

---

---

---

3. bag / my / isn't / This / .

---

---

---

## D. Let's read

It's red.


It's blue.

It's green.

It's yellow.

It's orange.

It's purple.







# Lesson 7: It's a big ball

## A. Listen and write

1.



2.



3.



4.



5.



6.



7.



8.



## B. Unscramble the words and match.

1. dlo



\_\_\_\_\_  
-----  
\_\_\_\_\_

2. wne



\_\_\_\_\_  
-----  
\_\_\_\_\_

3. igb

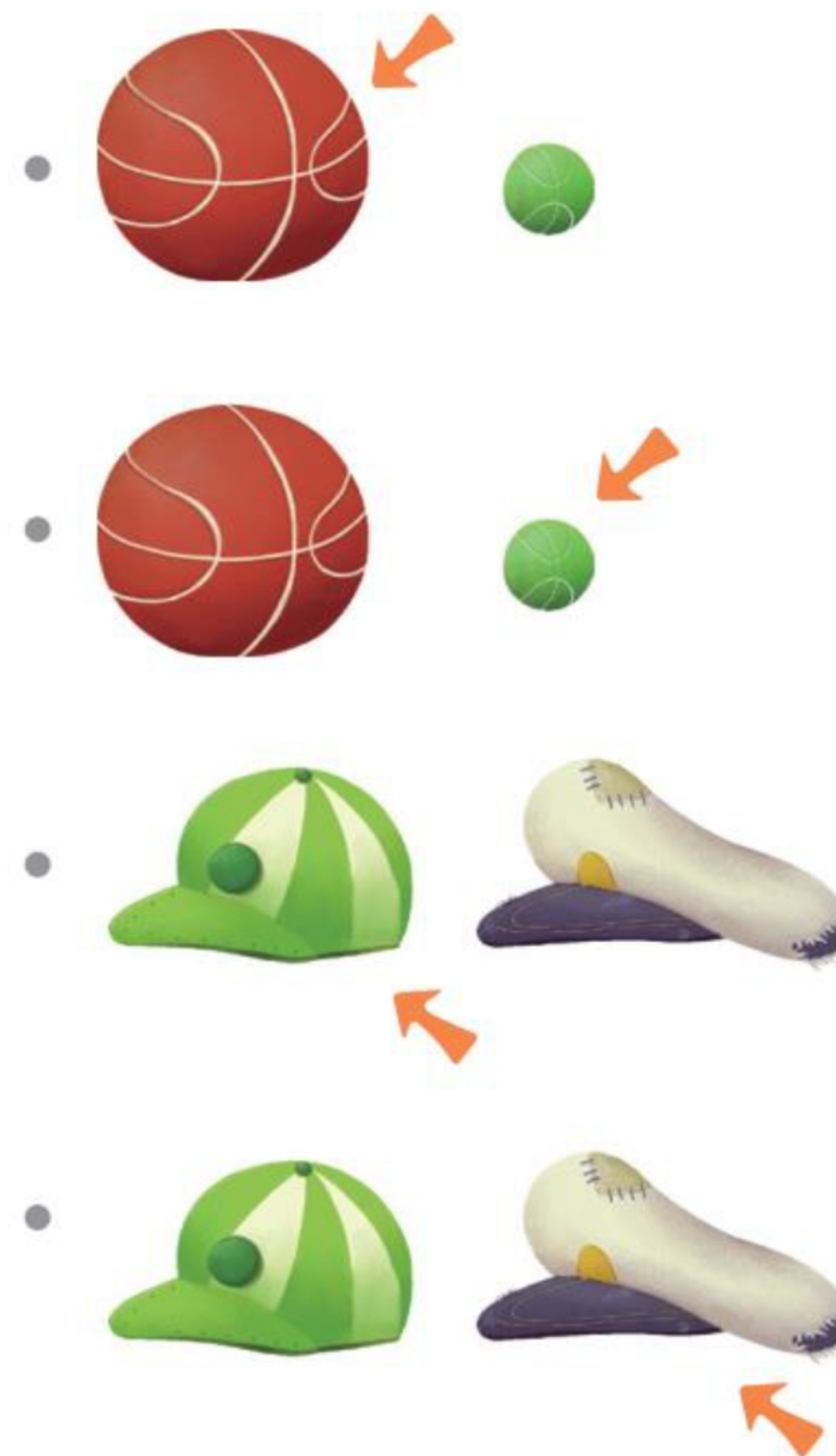


\_\_\_\_\_  
-----  
\_\_\_\_\_

4. mllsa




\_\_\_\_\_  
-----  
\_\_\_\_\_



## C. Look and fill in the blanks.





1. It's a \_\_\_\_\_ ribbon.



2. It's a \_\_\_\_\_ ribbon.



3. It's a \_\_\_\_\_ book.



4. It's a \_\_\_\_\_ book.

### D. Unscramble and write

1. a long / Is / jump rope / it / ?

\_\_\_\_\_  
\_\_\_\_\_  
\_\_\_\_\_

2. shoes / are / They / new / .

\_\_\_\_\_  
\_\_\_\_\_  
\_\_\_\_\_

3. book / It / a thick / is / .

\_\_\_\_\_  
\_\_\_\_\_  
\_\_\_\_\_





## E. Let's read

It's a big ball.

It's a small ball.

It's a new hat.


It's a old bat.

It's a long ribbon.

It's a short ribbon.

It's a thick book.

It's a thin book.



## LESSON 8: Review

A. Look and circle.





1. Do you have a bike?




Yes, I do.  
No, I don't.

2. Do you have a train?



Yes, I do.  
No, I don't.

3. What color is the car?



It's blue.  
It's brown.

4. Is it a big ball?



Yes, it is.  
No, it isn't.

## B. Unscramble and write.

1. don't / I / a ball / have / .

\_\_\_\_\_

-----

\_\_\_\_\_

2. is / color / What / your balloon / ?

\_\_\_\_\_

-----

\_\_\_\_\_

3. a long / it / Is / ribbon / ?

\_\_\_\_\_

-----

\_\_\_\_\_

4. a doll / you / Do / have / ?

\_\_\_\_\_


-----

\_\_\_\_\_





## C. Choose and fill in the blanks.



1. The bat is \_\_\_\_\_.

long / short




2. The bag is \_\_\_\_\_.

red / pink / blue



3. The big \_\_\_\_\_ is green.

train / bike / doll



4. The book is \_\_\_\_\_.

thin / thick





# Lesson 9: They're lions

## A. Listen and write.

1.



2.



3.



4.



5.



6.



7.



8.



## B. Unscramble the words and match.

1. woc



•

•



2. tbirba



•

•



3. noil



•

•



4. hateplen



•


•









## C. Look and fill in the blanks.

1. It's a  \_\_\_\_\_  
\_\_\_\_\_.

2. It's a  \_\_\_\_\_  
\_\_\_\_\_.

3. They're  \_\_\_\_\_  
\_\_\_\_\_.

4. They're  \_\_\_\_\_  
\_\_\_\_\_.

## D. Unscramble and write.

1. are / They / giraffes / .

\_\_\_\_\_  
\_\_\_\_\_  
\_\_\_\_\_

2. these / are / What / ?

\_\_\_\_\_  
\_\_\_\_\_  
\_\_\_\_\_

3. a / It's / monkey / .


\_\_\_\_\_  
\_\_\_\_\_  
\_\_\_\_\_







## E. Let's read

It's a pig.



It's a cow.

It's a rabbit.



It's a monkey.

They're horses.

They're giraffes.

They're lions.


They're elephants.



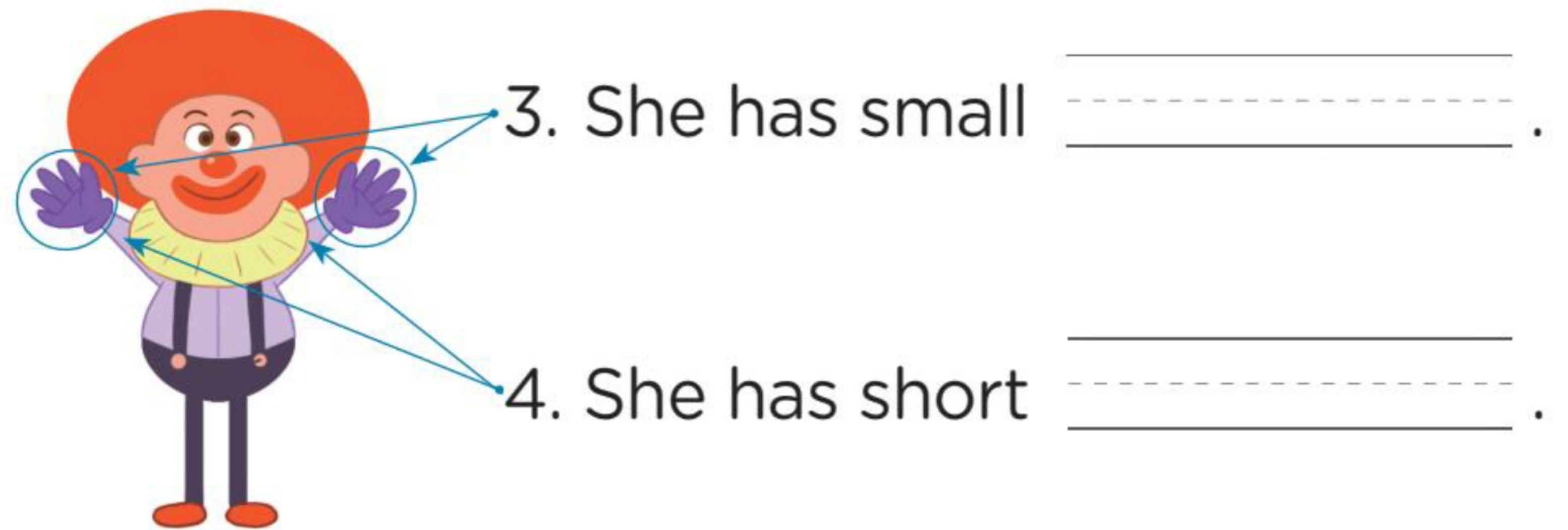
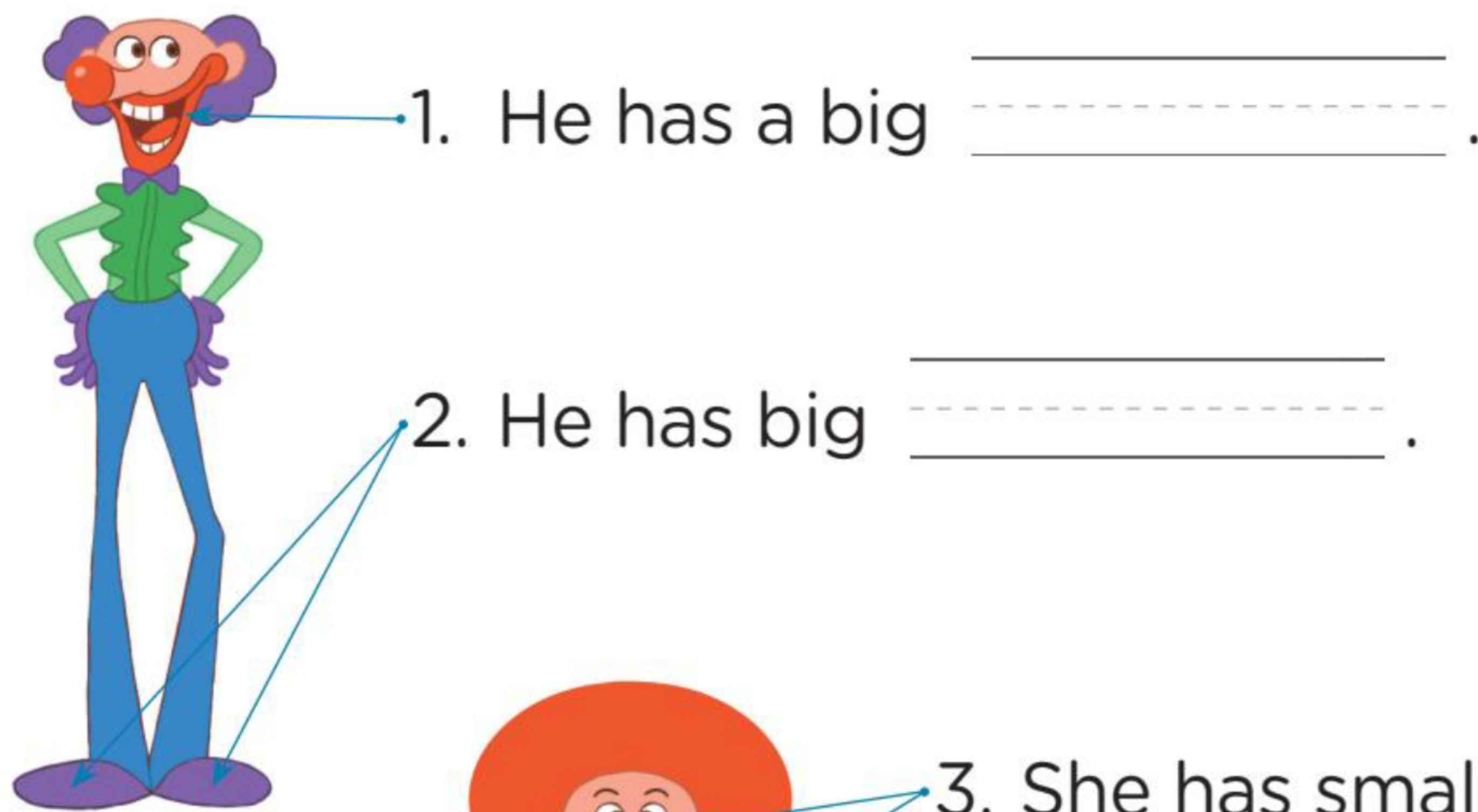
# Lesson 10: My body

A. Listen and write.





**B. Look and fill in the blanks.**







## C. Unscramble and write.

1. has / She / feet / big / .

---

---

---

2. a small / has / mouth / He / .

---

---

---

3. arms / They / short / have / .

---

---

---

## D. Let's read

I have one mouth.

I have one nose.

I have two eyes.

I have two ears.

I have two hands.

I have two legs.

I have ten fingers.

I have ten toes.







# Lesson 11: Do you like carrots?

## A. Listen and write

1.



2.



3.



4.



5.



6.



7.



8.



## B. Look and fill in the blanks.

1. Do you like



\_\_\_\_\_?  
-----  
\_\_\_\_\_

2. I like



\_\_\_\_\_  
-----  
\_\_\_\_\_.

3. Do you like



\_\_\_\_\_  
-----  
\_\_\_\_\_?

4. I don't like



\_\_\_\_\_  
-----  
\_\_\_\_\_.





## C. Unscramble and write.

1. mushrooms / Do / like / you / ?

---

---

---

2. like / spinach / I / .

---

---

---

3. don't / I / potatoes / like / .

---

---

---

## D. Let's read

Do you like carrots?

Yes, I do.

Do you like potatoes?

Yes, I do.

Do you like mushroom?

No, I don't.







# Lesson 12: Review

A. Unscramble the words and match them to the pictures.

1. owsc



\_\_\_\_\_



2. shroes



\_\_\_\_\_



3. sipg



\_\_\_\_\_



4. rbitabs



\_\_\_\_\_



B. Look and circle.

1. What are these?



They're carrots.

They're peas.

2. Do you like potatoes?



Yes, I do.

No, I don't.

3. Do you like onions?



Yes, I do.

No, I don't.

4. Does he have long legs?



Yes, he does.

No, he doesn't.





### C. Choose and fill in the blanks.



1. He has a small \_\_\_\_\_ .

nose / mouth

2. He has big \_\_\_\_\_ .

hands / feet



3. She has long \_\_\_\_\_ .

legs / eyes

4. She has a big \_\_\_\_\_ .

head / nose

### D. Unscramble and write.

1. cucumbers / are / They / .

\_\_\_\_\_

\_\_\_\_\_

\_\_\_\_\_

2. like / I / elephants / .

\_\_\_\_\_

\_\_\_\_\_

\_\_\_\_\_

3. arms / She / long / has / .

\_\_\_\_\_

\_\_\_\_\_

\_\_\_\_\_





# Lesson 13: How are you?

## A. Listen and write

1.



2.



3.



4.



5.



6.



7.



8.



## B. Unscramble the words and match.

1. unhrgy



\_\_\_\_\_  
-----  
\_\_\_\_\_

•

2. das



\_\_\_\_\_  
-----  
\_\_\_\_\_

•

3. ppahy



\_\_\_\_\_  
-----  
\_\_\_\_\_

•

4. terid



\_\_\_\_\_  
-----  
\_\_\_\_\_

•



•



•



•



•

## C. Look and fill in the blanks.





1. She's \_\_\_\_\_.



2. She's \_\_\_\_\_.



3. He's \_\_\_\_\_.



4. She's \_\_\_\_\_.

### D. Unscramble and write.

1. I / bored / am / .

\_\_\_\_\_

\_\_\_\_\_

\_\_\_\_\_

2. am / I / excited / .

\_\_\_\_\_

\_\_\_\_\_

\_\_\_\_\_

3. thirsty / very / I'm / .

\_\_\_\_\_

\_\_\_\_\_

\_\_\_\_\_





# Lesson 14: How's the weather?

## A. Listen and write



\_\_\_\_\_



\_\_\_\_\_



\_\_\_\_\_



\_\_\_\_\_



\_\_\_\_\_



\_\_\_\_\_




\_\_\_\_\_





\_\_\_\_\_

## B. Look and fill in the blanks.

1. It's  \_\_\_\_\_  
\_\_\_\_\_  
\_\_\_\_\_.

2. It's very  \_\_\_\_\_  
\_\_\_\_\_  
\_\_\_\_\_.

3. It's  \_\_\_\_\_  
\_\_\_\_\_ now.

4. It's  \_\_\_\_\_  
\_\_\_\_\_ today.





## C. Unscramble and write.

1. it / snowing / Is / ?

---

---

---

2. cloudy / very / It's / .

---

---

---

3. cold and / It's / raining / .

---


---

---

## D. Let's read.

How's the weather?

It's sunny.




It's rainy.

It's cloudy.

It's snowy.

It's windy.







# Lesson 15: My school things

## A. Listen and write

1.



2.



3.



4.



5.



6.



7.



8.



## B. Look and fill in the blanks.

1. Does he have a



\_\_\_\_\_?  
-----  
\_\_\_\_\_

2. Does she have a



\_\_\_\_\_?  
-----  
\_\_\_\_\_

3. He has a



\_\_\_\_\_.  
-----  
\_\_\_\_\_

4. She has



\_\_\_\_\_.  
-----  
\_\_\_\_\_

## C. Unscramble and write.





1. an eraser / has / She / .

---

---

---

2. he / Does / a stapler / have / ?

---

---

---

3. doesn't / She / a notebook / have / .

---

---

---

## D. Let's read

He has glue.

He has a ruler.

He has an eraser.

He has crayons.

She has a notebook.

She has a stapler.

She has a pencil case.







# Lesson 16: Review

## A. Choose and fill in the blanks.



1. She's \_\_\_\_\_ .  
tired / happy



2. They're \_\_\_\_\_ .  
sad / angry



3. He has a \_\_\_\_\_ .  
stapler / notebook



4. It's \_\_\_\_\_ and \_\_\_\_\_ .  
cold / warm      raining / snowing

## B. Look and circle.

1. How are you?



I'm tired.  
I'm angry.

2. Does he have a notebook?



Yes, he does.  
No, he doesn't.





3. How's the weather?



It's very windy.

It's very sunny.

4. Is it raining?



Yes, it is.

No, it isn't.

### C. Unscramble and write.

1. hungry / is / very / He / .

---

---

---

2. is / How / the weather / ?

---

---

---

3. a pencil case / he / Does / have / ?

---

---

---

4. doesn't / She / have / an eraser / .

---

---

---